

**CAPITAL IMPROVEMENT PROGRAM**  
**BUDGET RETREAT AGENDA**

**BUDGET RETREAT  
FRIDAY  
APRIL 7, 2023**

**CORE SERVICES FACILITY  
3200 WEST ROUTE 66  
8:30 A.M.**

All City Council Meetings are live streamed on the city's website  
(<https://www.flagstaff.az.gov/1461/Streaming-City-Council-Meetings>)

**\*\*\*PUBLIC COMMENT\*\*\***

Verbal public comments may be given through a virtual public comment platform or in-person

If you want to provide a verbal comment during the Council Meeting, use the link below to join the  
virtual public comment room.

**VIRTUAL PUBLIC COMMENT**

Written comments may be submitted to [publiccomment@flagstaffaz.gov](mailto:publiccomment@flagstaffaz.gov). All comments submitted  
via email will be considered written comments and will be documented into the record as such.

---

**1. Call to Order**

**NOTICE OF OPTION TO RECESS INTO EXECUTIVE SESSION**

*Pursuant to A.R.S. §38-431.02, notice is hereby given to the members of the City Council and to the general public that, at this work session, the City Council may vote to go into executive session, which will not be open to the public, for legal advice and discussion with the City's attorneys for legal advice on any item listed on the following agenda, pursuant to A.R.S. §38-431.03(A)(3).*

**2. ROLL CALL**

*NOTE: One or more Councilmembers may be in attendance through other technological means.*

MAYOR DAGGETT  
VICE MAYOR ASLAN  
COUNCILMEMBER HARRIS  
COUNCILMEMBER HOUSE

COUNCILMEMBER MATTHEWS  
COUNCILMEMBER MCCARTHY  
COUNCILMEMBER SWEET

### 3. Pledge of Allegiance, Mission Statement, and Land Acknowledgement

#### MISSION STATEMENT

*The mission of the City of Flagstaff is to protect and enhance the quality of life for all.*

#### LAND ACKNOWLEDGEMENT

*The Flagstaff City Council humbly acknowledges the ancestral homelands of this area's Indigenous nations and original stewards. These lands, still inhabited by Native descendants, border mountains sacred to Indigenous peoples. We honor them, their legacies, their traditions, and their continued contributions. We celebrate their past, present, and future generations who will forever know this place as home.*

### 4. Capital Improvement Program Council Budget Retreat

Facilitate Council discussion with a review of the Capital Improvements Program

### 5. Public Comment

There will be two public comment opportunities; one just before the lunch break and one at the end of the meeting. ***Each public comment period will be limited to 15 minutes total and we will take as many speakers as we can in that 15 minute period.*** Written public comments can be provided to the City Clerk or emailed to [publiccomment@flagstaffaz.gov](mailto:publiccomment@flagstaffaz.gov).

### 6. Adjournment

#### CERTIFICATE OF POSTING OF NOTICE

The undersigned hereby certifies that a copy of the foregoing notice was duly posted at Flagstaff City Hall on \_\_\_\_\_, at \_\_\_\_\_ a.m./p.m. in accordance with the statement filed by the City Council with the City Clerk.

Dated this \_\_\_\_\_ day of \_\_\_\_\_, 2023.

\_\_\_\_\_  
Stacy Saltzburg, MMC, City Clerk

## CITY OF FLAGSTAFF

### STAFF SUMMARY REPORT

**To:** The Honorable Mayor and Council  
**From:** Stacy Saltzburg, City Clerk  
**Date:** 04/04/2023  
**Meeting Date:** 04/07/2023



#### TITLE:

**Capital Improvement Program Council Budget Retreat**

#### DESIRED OUTCOME:

Facilitate Council discussion with a review of the Capital Improvements Program

#### EXECUTIVE SUMMARY:

#### INFORMATION:

**Connection to Key Community Priorities, Objectives, Council Goal, Regional Plan and/or Team Flagstaff Strategic Plan:**

#### **Sustainable, Innovative Infrastructure**

Utilize existing long-range plan(s) that identify the community's future infrastructure needs and all associated costs

#### **High Performing Governance**

Serve the public by providing high quality internal and external customer service  
 Encourage public trust through transparency, accessibility and use of the City's public participation policy  
 Enhance the organization's fiscal stability and increase efficiency and effectiveness

#### **Sustainable, Innovative Infrastructure**

Deliver outstanding services to residents through a healthy, well maintained infrastructure system  
 Utilize existing long-range plan(s) that identify the community's future infrastructure needs and all associated costs  
 Identify smart traffic management, multi-modal transportation, and alternative energy opportunities

#### **Council Goal 2017 – 2019 - Transportation and Other Public Infrastructure**

Deliver quality community assets and continue to advocate and implement a highly performing multi-modal transportation system.

#### **Team Flagstaff Strategic Plan – Priority 3**

Deliver outstanding services through a healthy environment, resources, and infrastructure.

**Attachments:** [Detailed Agenda](#)  
[Presentation](#)

CIP Summaries

Color of Money



# City Council Budget Retreat

## April 7, 2023

### Detailed Agenda

---

Time	Duration (Min)	Topic	Staff
8:30am	45	Welcome and Objectives	Greg Clifton Julie Leid
9:15am	15	Overview/Color of Money	Heidi Derryberry
9:30am	65	General Government <ul style="list-style-type: none"> <li>Information Technology</li> <li>Parks, Recreation, Open Space &amp; Events</li> <li>Library</li> <li>Parking District</li> <li>United States Geological Survey (USGS)</li> <li>Downtown Mile</li> </ul>	CJ Perry Amy Hagin Richard Tutwiler David McIntire Trevor Henry Christine Cameron
<b>10:35am</b>	<b>15</b>	<b>Break</b>	
10:50am	25	General Government <ul style="list-style-type: none"> <li>Proposition 441</li> </ul>	Greg Clifton Scott Overton Gary Miller
11:15am	15	Streets/Transportation <ul style="list-style-type: none"> <li>Highway User Revenue Fund (HURF)</li> <li>Road Repair &amp; Street Safety</li> </ul>	Sam Beckett Adam Miele
11:30am	15	Public Participation	
<b>11:45am</b>	<b>30</b>	<b>Lunch</b>	
12:15pm	60	Transportation <ul style="list-style-type: none"> <li>Lone Tree Railroad Overpass</li> <li>Roadway Projects</li> <li>Bicycle &amp; Pedestrian Projects</li> </ul>	Christine Cameron Jeremy DeGeyter David Pedersen Martin Ince
1:15pm	45	Bed, Board and Beverage <ul style="list-style-type: none"> <li>Beautification</li> <li>Arts &amp; Science</li> <li>Recreation</li> </ul>	Jana Weldon Amy Hagin
2:00pm	15	Airport	Brian Gall
<b>2:15pm</b>	<b>15</b>	<b>FIKA</b>	
2:30pm	15	Solid Waste	Evan Tyrrell
2:45pm	60	Water Services <ul style="list-style-type: none"> <li>Drinking Water</li> <li>Wastewater</li> <li>Reclaim Water</li> <li>Stormwater</li> </ul>	Gary Miller Ed Schenk
3:45pm	15	Upcoming Projects	Greg Clifton
4:00pm	15	Public Participation	
4:15pm	15	Wrap Up	

Please note: All times are estimates and items could be reordered during the meeting.




**The  
Budget Team**  
CITY OF FLAGSTAFF



**Capital Improvement  
Program (CIP)  
Council Retreat  
April 7, 2023**

# Agenda



- Welcome and Objectives
- Overview/Color of Money
- Capital Improvement Program
  - General Government
  - Streets/Transportation
  - Bed, Board and Beverage
  - Airport
  - Solid Waste
  - Water Services
- Upcoming Projects
- Wrap Up



The  
**Budget Team**  
CITY OF FLAGSTAFF



# Welcome, Objectives and Opening Comments




The  
**Budget Team**  
CITY OF FLAGSTAFF



# Overview/ Color of Money

# Capital Improvement Program



- Multi-year
- Includes projects adopted during the budget process
- Long-range study of construction and/or acquisition of high cost assets with a useful life of greater than five years
- Needed in order to adequately finance, design/plan, budget and implement construction/acquisition
- Often large capital improvement projects are part of a ballot measure
- Repair and maintenance funding is not included in the Capital Improvement Program

# What it Provides



- Cash Management Capabilities
  - By reviewing the sources and uses of funds on a project basis and within the context of the entire plan, as well as the related cash flows, can maximize investment earnings and cash flow
- Debt Management
  - Allows for planning of financing requirements and the debt repayment schedule to allow for current and future needs relative to debt service capacity
- Expenditure Controls
  - Funds are expended as intended and the appropriation becomes the project management budget
- Budgetary Controls
  - Operating cash flow projections serve as a check and balance on the progress of a project both in terms of the time schedule and expenditures to date compared with percentage completion
- Minimize Disruption to Citizens
  - By looking at the overall impact of the CIP in any given year, the disruption of services or inconvenience imposed by construction activity in a local can be kept to a minimum

# General Government

- General Fund
- Library Fund
- Parking District Fund
- Sustainability
- Capital Project Funds
  - Non - General Obligation Bond Projects
    - Grants, other debt, cash
  - General Obligation (GO) Bond Projects
    - Voter approved
    - Secured by the full faith and credit of the local government
    - Pledged tax revenues to pay interest and principal



# Other



- Streets/Transportation
  - Highway User Revenue Fund (HURF)
  - Transportation Tax
- Bed, Board and Beverage
  - Beautification
  - Arts and Science
  - Recreation
- Solid Waste
- Airport
- Water Services
  - Drinking Water
  - Wastewater
  - Reclaim Water
  - Stormwater

# Color of Money



**General Fund**



**Special Revenue Funds**



**Debt Service Funds**




**Capital Project Funds**



**Enterprise Funds**

# Color of Money



- General Fund

- Accounts for all revenues and expenditures used to finance the traditional services associated with a municipal government that are not accounted for in other funds and most revenues are unrestricted

- Special Revenue Funds

- Used to account for revenues derived from specific taxes or other earmarked revenue sources

- Debt Service Funds

- Used to account for the accumulation of resources and payments of the long-term debt

# Color of Money



- Capital Project Funds
  - Used to account for major capital acquisition separate from ongoing operations
- Enterprise Funds
  - Self-supporting thru user fees adopted by ordinance



The  
**Budget Team**  
CITY OF FLAGSTAFF



# General Government


# Information Technology



- **Fiber - City Hall to Butler Avenue - \$593,593**
  - Currently under construction - to be completed by May 1st
  - Connects Visitor's Center for better connectivity
  - Connects Butler Avenue pedestrian crossing for reliability and pedestrian safety
  - Connects to Butler Avenue traffic signals to enable smart traffic management
  - Connects to Northern Arizona University for interagency collaboration



# Information Technology

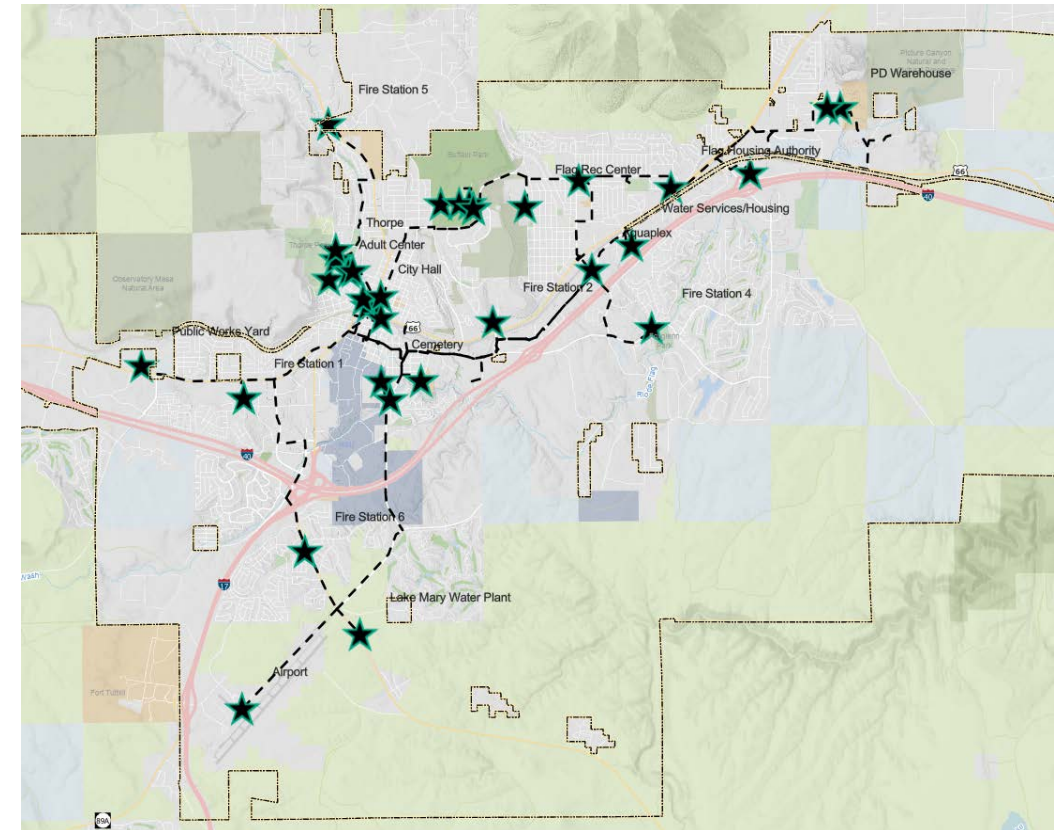


- **Fiber – Internet Service Provider (ISP) Public Private Partnership - \$2,000,000**
  - Working on requests for statements of qualifications (RSQ) with Purchasing
  - Identifying key ISP partner to build fiber for the City and for the community
  - Hope to have a partner identified this summer



# Information Technology

- **Fiber – Future Planning**
  - Identify next step priority projects
    - Water infrastructure
    - Business Incubator/ Accelerator
    - Airport





# Parks, Recreation, Open Space & Events



## Buffalo Park Nate Avery Trail Grant \$235,453

- Arizona State Parks Heritage Fund project
- Grant amount of \$100,000
- Remainder of funds are in-kind and cash contribution
- 70% complete
- Substantial completion by May 2023



# Parks, Recreation, Open Space & Events



## Thorpe Park Restrooms - \$287,295

- Prefabricated building with trade partner
- Currently under application with building department
- Site work to occur in April and May 2023
- Substantial completion and grand opening June 2023




# Parks, Recreation, Open Space & Events



## Cemetery Columbarium - \$50,000

- Precast columbarium ordered - \$35,000
- Site work to occur in April 2023
- Substantially complete May 2023





# Parks, Recreation, Open Space & Events



## Thorpe Park Annex - \$100,000

- With concept design adopted, can begin further mitigation processes once contractor vacates the space as part of Coconino Estates Phase 1 Road, Repair and Street Safety project
- Carryforward into FY 2023-2024

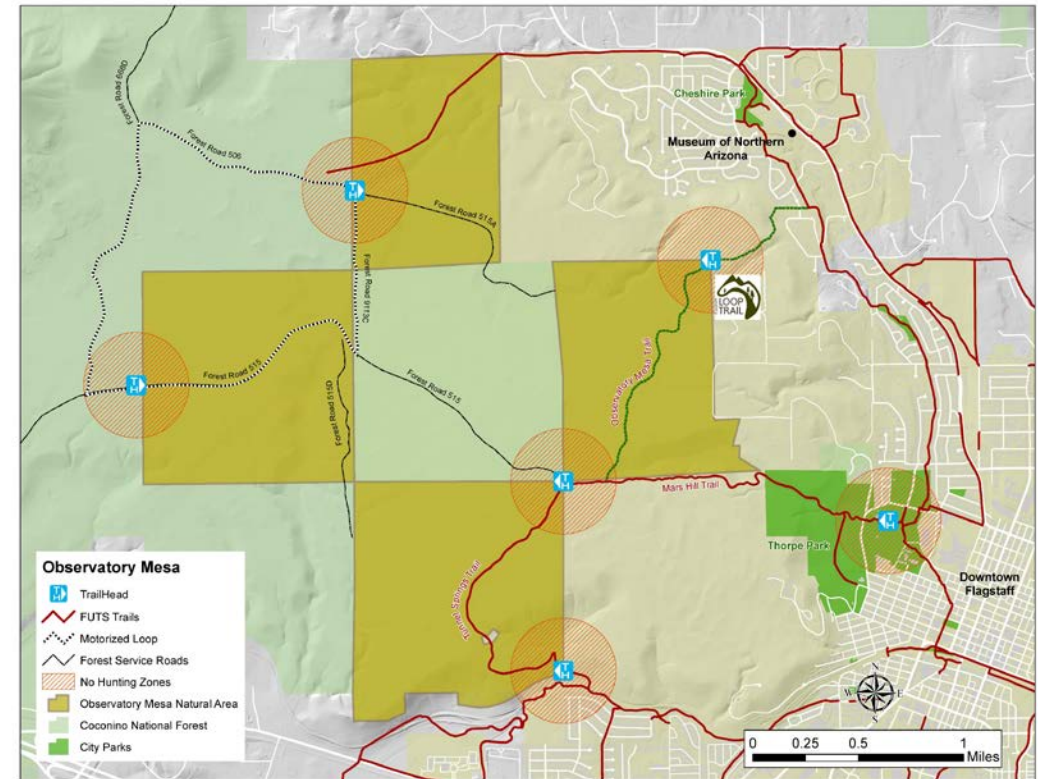


# Parks, Recreation, Open Space & Events



## Observatory Mesa Trail Plan - \$32,956

- Revising public input process
- Additional neighborhood meetings and partner input on initial feedback forthcoming
- Planning ongoing now with a carryforward into FY 2023-2024



# Library Fund

- **Downtown Library Americans with Disabilities Act (ADA) Front Entry**
  - Funded FY 2021-2022
  - Winter shut-down and severe weather delayed the project
  - Estimated to be completed in May 2023
  - Funded through multiple sources





# Parking District Fund

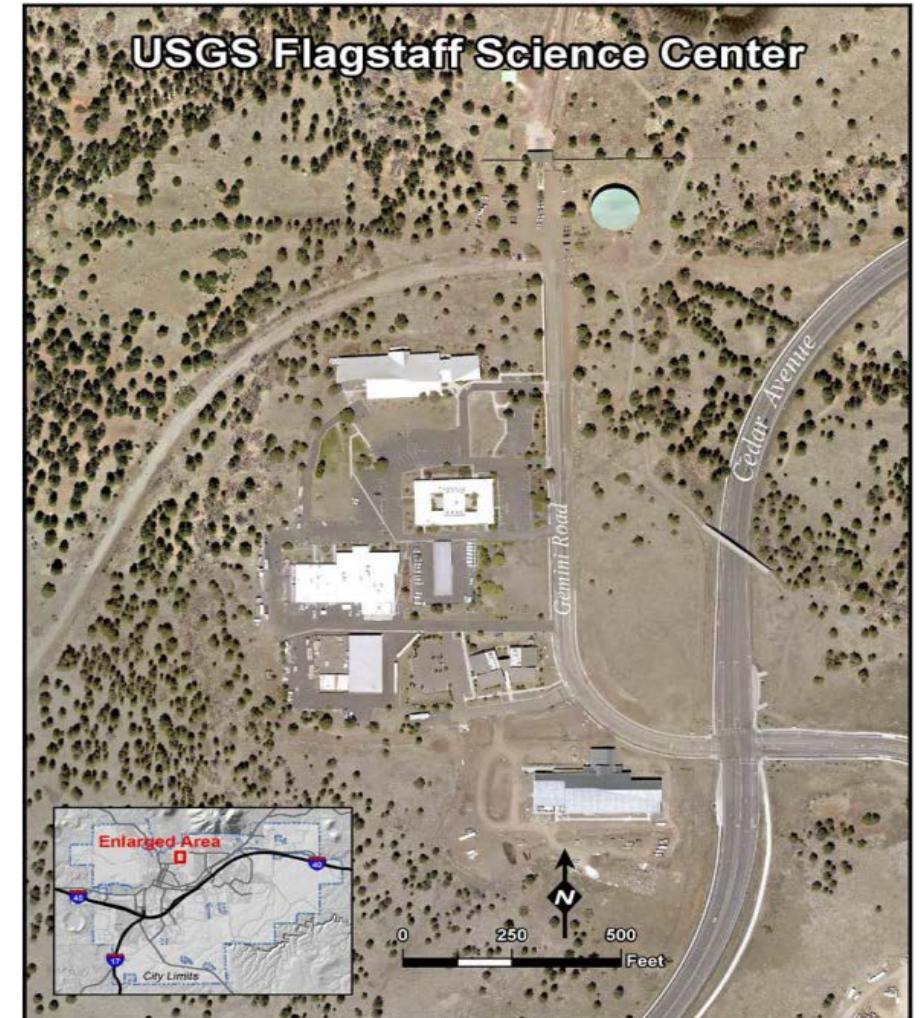


- **Property Acquisition - \$1,000,000**
  - These are funds allocated from the 20% of revenue restricted to use in developing new parking inventory (The Lockbox)
  - Multiple projects being considered to develop inventory in different parts of the ParkFlag District
  - The allocation is to maintain the availability should an opportunity present (or mature) into needing the funds for purchase or contribution
- **Southside Curb and Gutter – \$120,000**
  - Funding allocated to assist with infrastructure in the Southside area where there is not sufficient curb and gutter to enable proper parking enforcement



# USGS Buildings

- Project Scope
  - Facility improvements – renovations
  - Building replacement
- Council
  - Voter approved - Prop 101 (2004)
  - Council alignment
    - Lease Approval with GSA – Sept. 2020
    - Not to execute lease approval with GSA – November 2021
- Budget - \$56.0M
  - Build to suit
  - Includes building renovation - \$3M
- Schedule
  - Renovations budgeted in FY 2023-2024 and FY 2024-2025





# Downtown Mile Corridor

- Project Scope
  - Suite of six projects
- Council
  - Project aligns and supports projects – Lone Tree Overpass, Rio de Flag, Downtown Connection Center, Arizona Department of Transportation (ADOT) Milton Corridor Master Plan, Active Transportation Master Plan
- Budget
  - Design – \$4M
  - Construction – \$56M (INFRA)
- Schedule
  - Design completion – Spring 2024
  - Construction – 2024 to 2028



# Proposition 441 – Spruce Wash



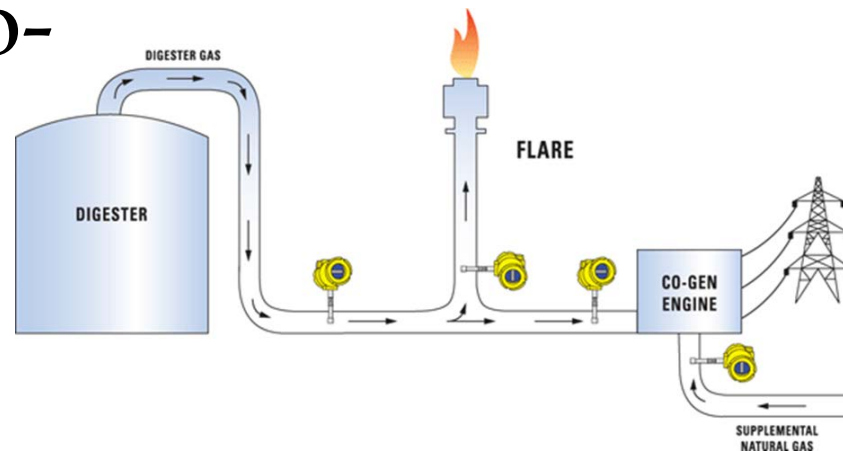
- Projects in design
  - Reconstruction of Grandview
  - The Wedge detention basin
  - Upsize Linda Vista crossing
  - Improve Cedar to Linda Vista channel
  - Upsize Cedar crossing
  - Improve Dortha to Arroyo Seco channel
  - Construct permanent inlet at Arroyo Seco townhomes



# Proposition 441 – Wildcat Treatment Plant Upgrades



- Anaerobic digester improvements
- Primary effluent pump station
- Digester gas co-generation





# Proposition 441 – Rio Treatment Plant Upgrades



- Backup generators
  - Wildcat relies on Rio's 24 hour operation
- Turbo blowers
  - Improve efficiency and operational flexibility





The  
**Budget Team**  
CITY OF FLAGSTAFF

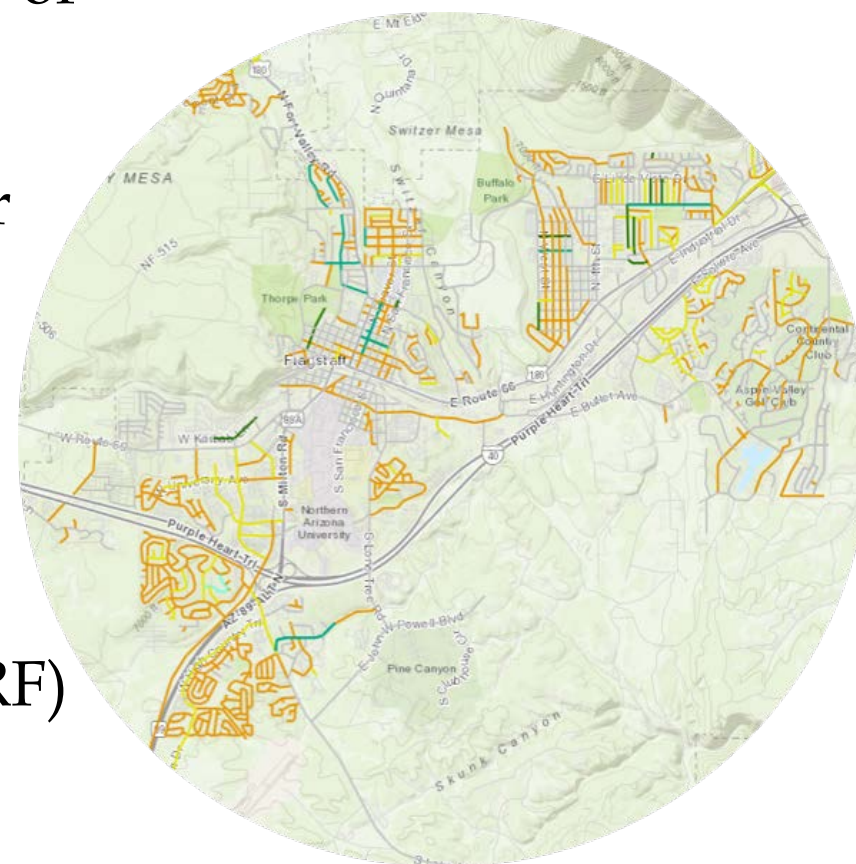


# Streets (HURF)/ Transportation

# Streets (HURF)/Transportation



- Road Repair/Street Safety (RRSS)
  - Proposition 406 was approved in November of 2014
  - \$100M of infrastructure improvements is scheduled to be utilized and completed over the term of the 20-year sales tax
  - 2015 through 2022
    - 136 lane miles asphalt overlayed
    - 171 roadway segments overlayed
    - 390 lane miles chip sealed (HURF)
    - 559 roadway segments chip sealed (HURF)



# Streets (HURF)/Transportation

- Road Repair/Street Safety (RRSS) \$6M
  - Maintenance program to augment full reconstruction
  - Asphalt overlay (surface treatment)
    - Finalizing scoring/ranking of existing conditions
    - Program development – ongoing
- HURF Roadway Maintenance \$2M
  - Chip seal (surface treatment)
    - Program development – ongoing





The  
**Budget Team**  
CITY OF FLAGSTAFF



# Public Participation





The  
**Budget Team**  
CITY OF FLAGSTAFF



# Transportation Tax Fund

# Transportation Tax Fund



- Transportation Tax
  - Old Tax (approved 2000, expired 2020)
    - Safety Improvements
    - Street Improvements
  - New Tax (approved 2018, current)
    - New Street Projects
    - Street Widening Projects
    - Street Operations
    - Bicycle and Pedestrian Projects
    - General Improvements and Partnerships



# Transportation Tax Fund



- FY 2023-2024 Projects
  - Projects in construction
    - Beulah/University
    - Lone Tree Railroad Overpass
    - Butler Fourth Improvements
    - Lockett Fourth Roundabout
    - Switzer Canyon Trail
  - Projects in planning or design
    - JW Powell Extension
  - Active Transportation Master Plan (ATMP) components are integrated into these projects



- FY 2024-2025 to FY 2027-2028 Out-Year Projects



- Lone Tree - O'Leary to Pine Knoll
- Country Club / Oakmont Intersection

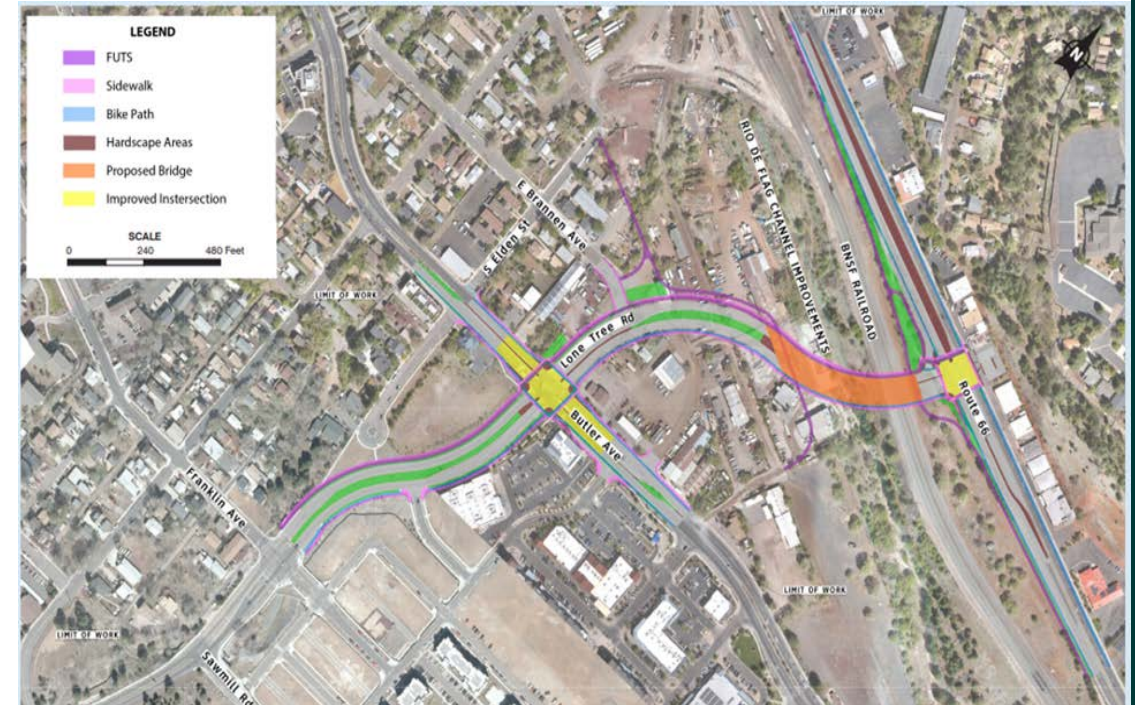


# Lone Tree Overpass

- Project Scope
  - Overpass – five lanes, Route 66 signal
  - Lone Tree Road extension to Route 66
  - Intersection improvements
  - South Lone Tree Road improvements
- Proposition 420 approved 2018
  - Council has given support of design
- Budget \$109M
  - Acquisition \$13.9M
  - Construction \$86.2M
  - Design and permits \$7.1M



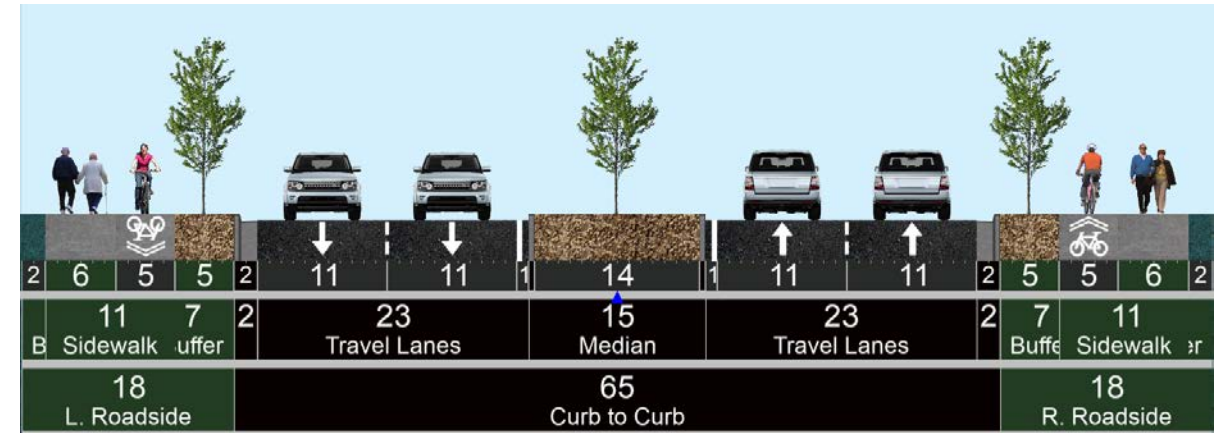
Construction – 2023 to 2026



# Butler-Fourth Improvements



- Project Scope
  - Improve corridor - intersection improvements
  - Bicycle/pedestrian improvements
  - Underground infrastructure
- Council support of design
  - Project aligns with developments
- Budget \$16.2M
  - Construction \$13M
  - Design and acquisition \$2M



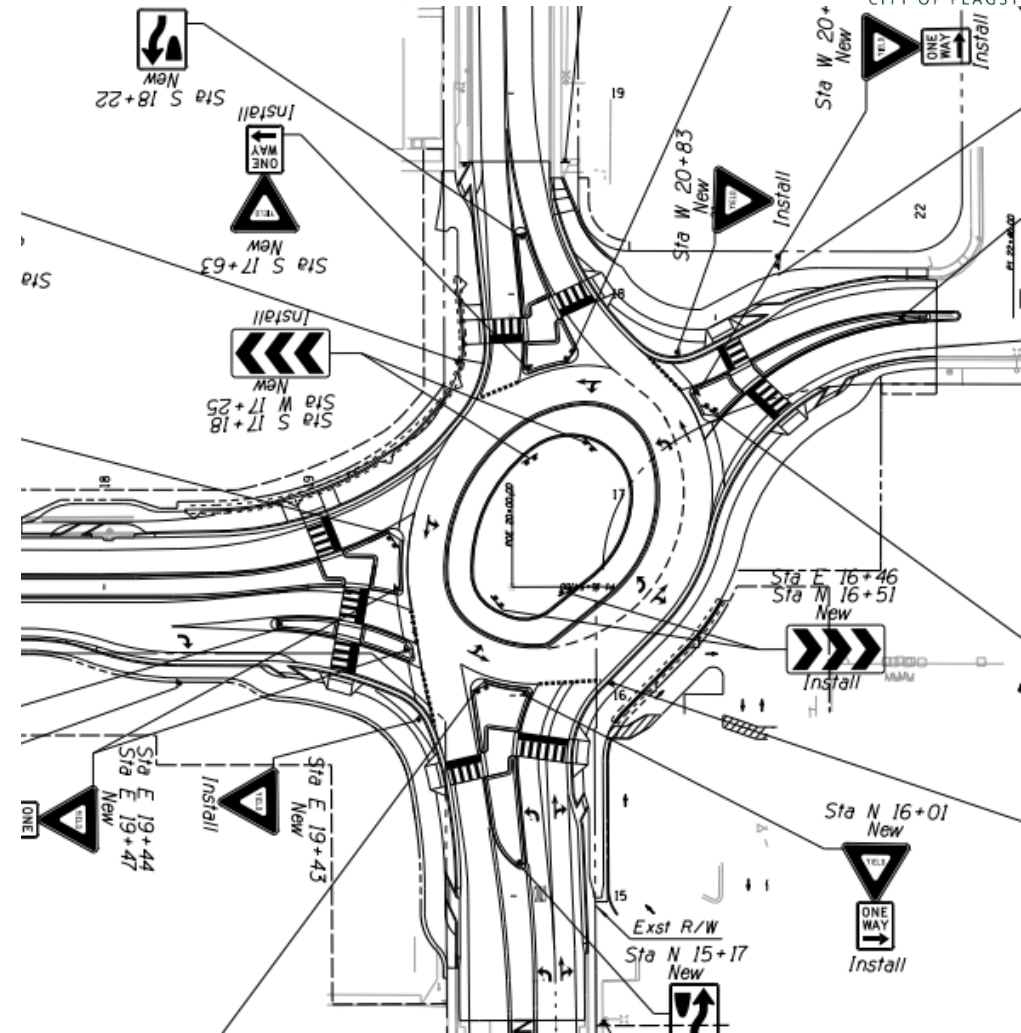
## Schedule

- Design completion - Spring 2024
- Construction – 2024 to 2025

# Lockett Cedar Roundabout



- Project Scope
  - Traffic signal elimination
  - Modern roundabout
  - Four pedestrian crossings
  - Pedestrian beacons and zee crossing enhancements
- Council support of pedestrian elements
- Budget \$4.2M
  - City share \$2.2M
  - Highway Safety Improvement Program (HSIP) grant (ADOT) \$2M
- Schedule
  - Design completion – 2023
  - Franchise utilities – Summer 2023
  - Construction - Summer 2024





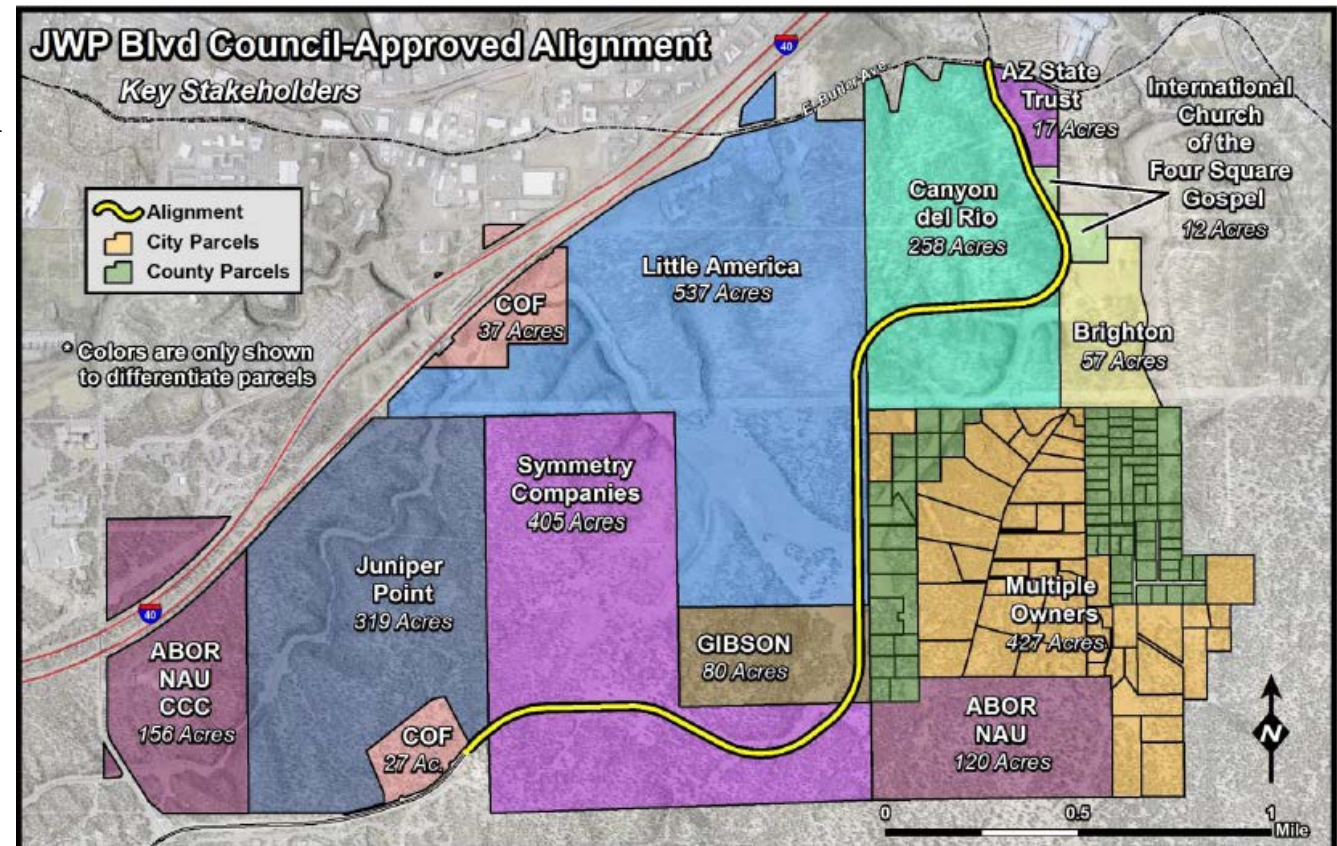
# JW Powell Extension

- Project Scope
  - Extension of roadway – arterial
  - Edge improvements – bike & ped
  - Stormwater infrastructure
  - Underground infrastructure
- Council
  - Direction on alignment
- Budget \$45M
  - City Share 40% - \$18M
- Schedule



Planning/design - 2023

Construction – 2024 to 2025

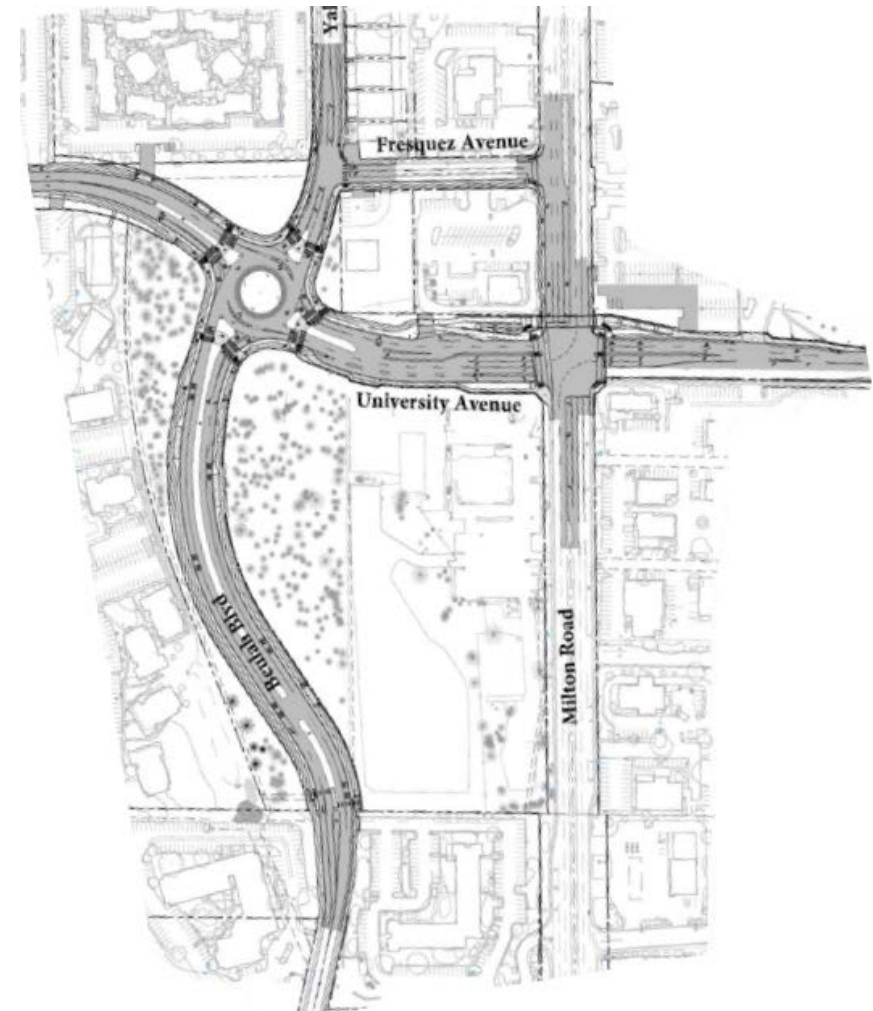


# Beulah/University

- Project Scope
  - Street realignment/extension
  - Roundabout
  - Pedestrian underpass
- Council Approved Guaranteed Maximum Price (GMP) – December 2023
  - Council has given support of design
- Budget \$24.3M
  - Acquisition \$2.2M
  - Construction \$20.5M
  - Developer contribution \$1.6M



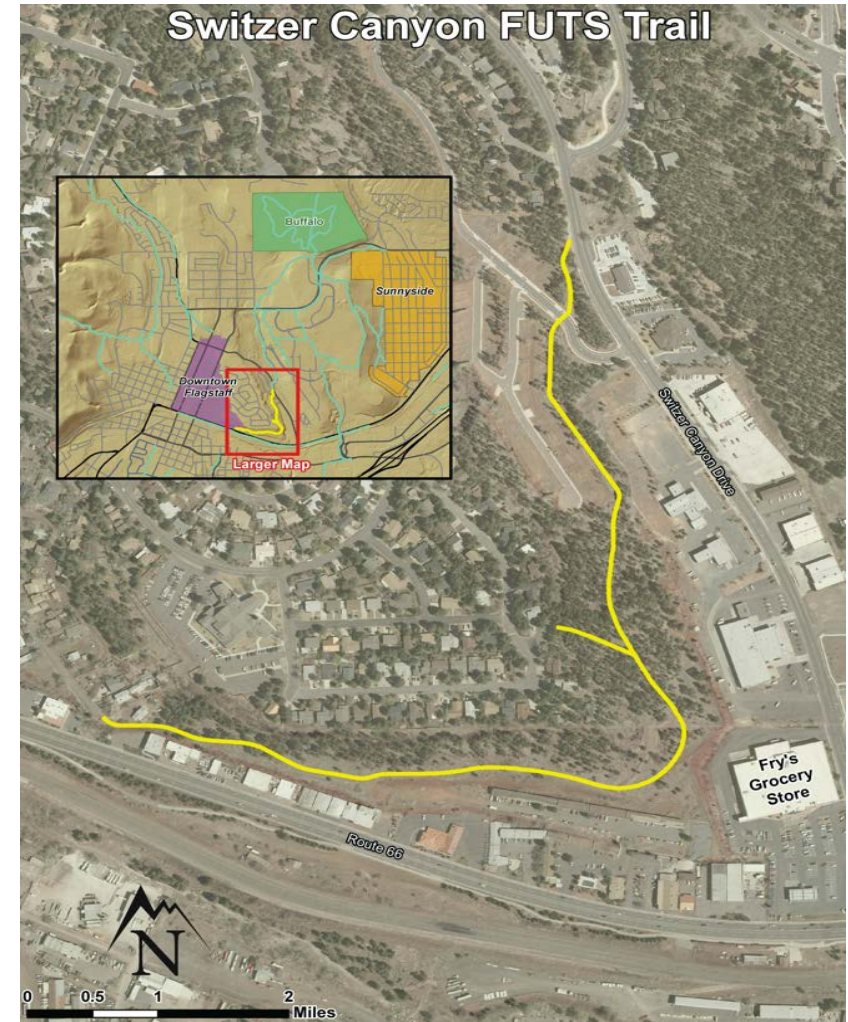
Construction – April 2023 to 2025





# Switzer Canyon Trail

- Project Scope
  - Aggregate trail
  - Stormwater erosion improvements
- Council
  - Support of Active Transportation Master Plan
  - Aligns with multi-modal master plan for Flagstaff Urban Trail System (FUTS)
- Budget \$2.4M
  - Construction \$2.1M
- Schedule
  - Design completion - Summer 2023
  - Construction - 2023 to 2024



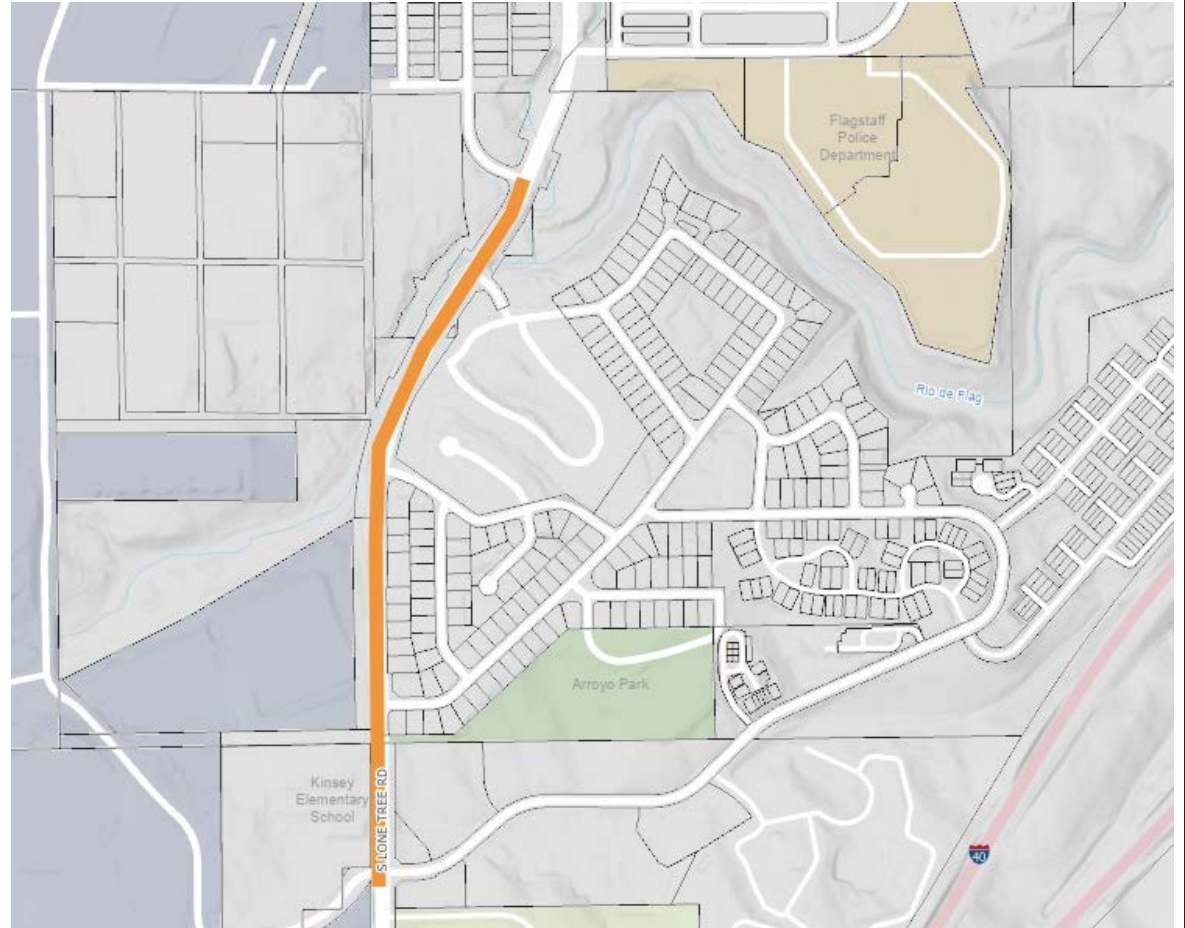
# Lone Tree - O'Leary to Pine Knoll



- Project Scope
  - Four lane complete corridor
  - Separated bikeways
  - Underground infrastructure
- Council
  - Project aligns and supports Lone Tree Overpass
  - Aligns with Active Transportation Master and Regional Transportation Plans
- Schedule



Design 2026

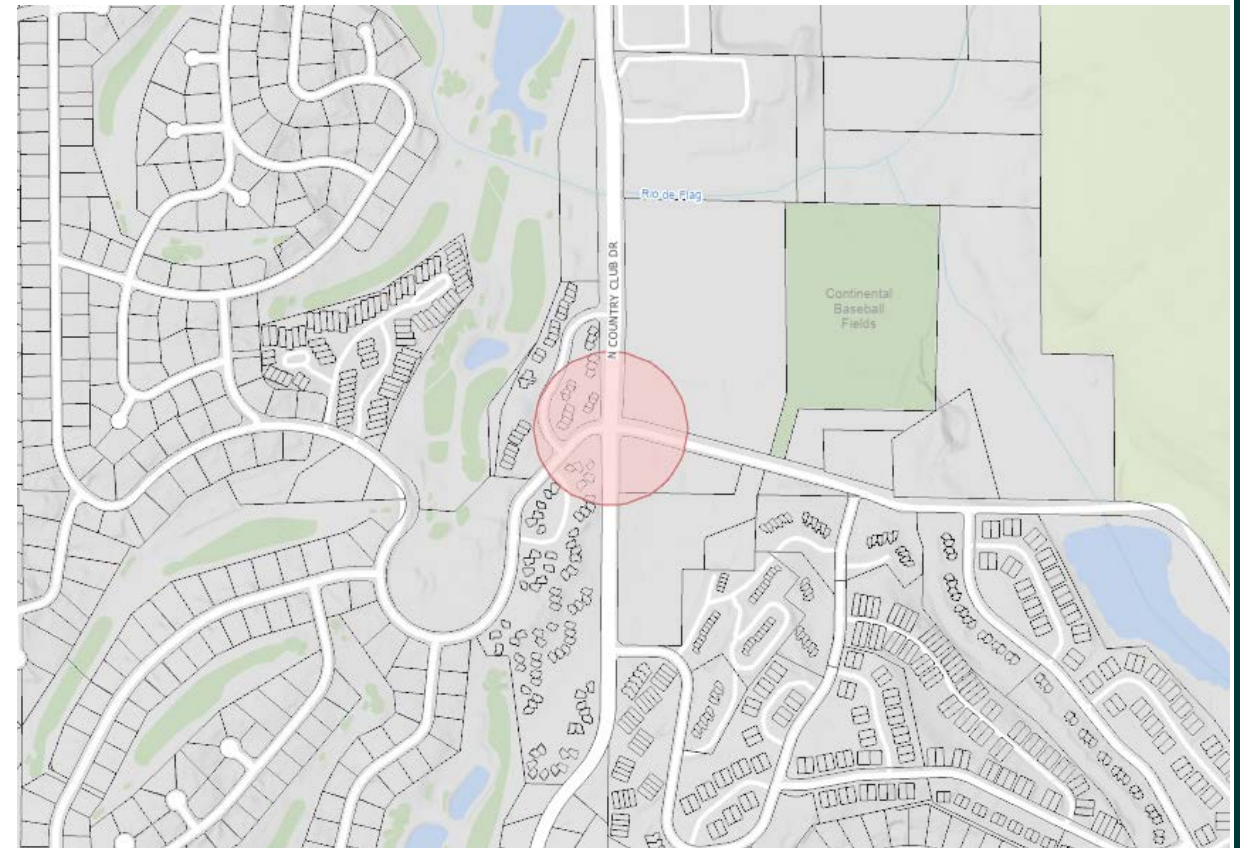




# Country Club - Oakmont



- Project Scope
  - Intersection control evaluation
  - Complete intersection improvements
- Council
  - Aligns with Regional Transportation Plan
- Schedule
  - Design 2025
  - Construction 2026



# Transportation | Bike-Pedestrian



## Funding Sources – 5 Years

- Transportation sales tax: \$12.8 million
- First Mile Last Mile grant: \$6.9 million (includes \$1.4M City match)



# Transportation | Bike-Pedestrian



## Prioritization Process

- Starts with inventories or existing, missing, and planned facilities
- Covers sidewalks, enhanced crossings, grade-separated crossings, FUTS trails, and bikeways
- Considers how facilities might be built - roadway projects, private development
- Significant community engagement
- Process included in ATMP



## Prioritization Factors

- Generators and attractors (schools, parks, transit, commercial areas, housing, employment, etc.)
- Social factors (elderly, children, disabilities, poverty, minority)
- Need and functionality



# Transportation | Bike-Pedestrian



## General Bike-Pedestrian Planning

FY 2023-2024

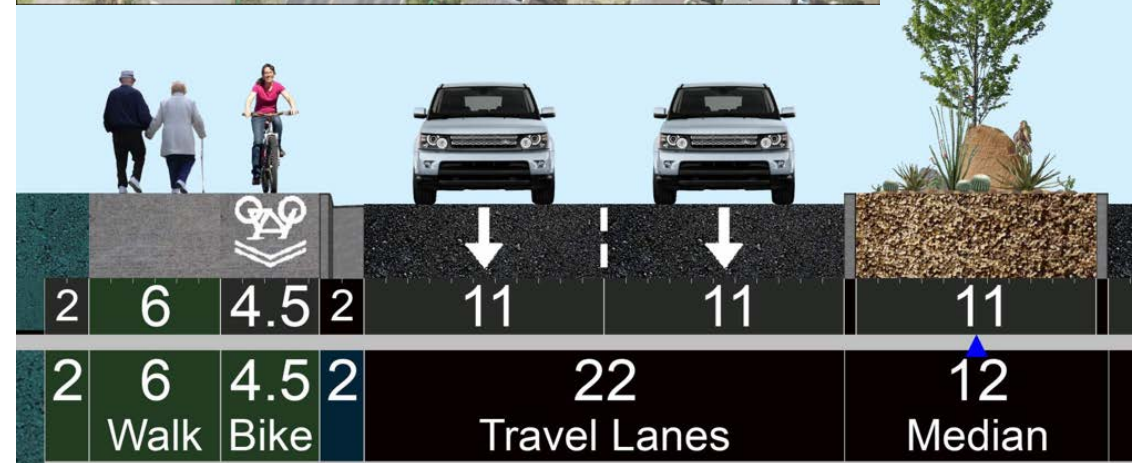
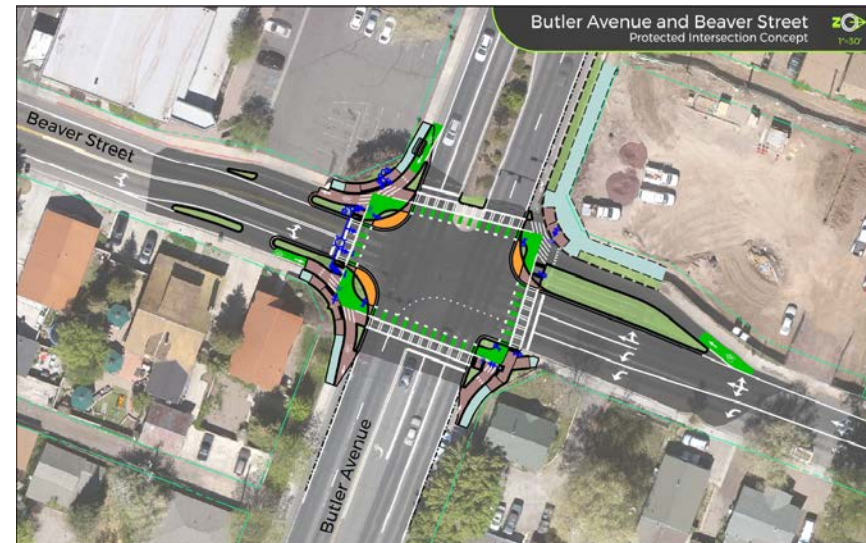
- General planning (current staff)
- Project predesign
- Vision Zero action plan
- [Active Transportation Master Plan Map](#)



# Transportation | Bike-Pedestrian

## Butler Avenue Project Predesign

- 15% concept plans:
  - Protected intersections at Beaver Street and San Francisco Street
  - Raised bike lanes along both sides from Milton Road to Sawmill Road
- Includes concept designs, feasibility analysis, cost estimate
- Provides information for future grants



# Transportation | Bike-Pedestrian



## FUTS Trails

### FY 2023-2024

- FUTS asphalt repair
- FUTS signing
- Switzer Canyon Trail
- Foxglenn Trail
- Sinclair Ridge Trail



### Out Years

- Hoskins-Mountain View Trail
- Sawmill Trail
- High Country Trail
- Linda Vista Trail
- Route 66 Trail
- Various access trails
- Singletrack/forest access



# Transportation | Bike-Pedestrian



## Sidewalks

FY 2023-2024

- Fourth Street sidewalks
- Yale Street sidewalks



# Transportation | Bike-Pedestrian



## Enhanced Crossings

**FY 2023-2024**

- Butler Avenue at O'Leary

## Out Years

- Humphreys Street at Fine
- Woodlands Village Boulevard at FUTS



## Grade-Separated Crossings

**FY 2023-2024**

- Florence-Walnut underpass
- Bow and Arrow FUTS tunnel





# Transportation | Bike-Pedestrian



## Bikeways

**FY 2023-2024**

- Bikeway striping (shared lanes, bike lanes and buffered lanes)
- Bikeway spot improvements
- Bike routes

**Out Years**



- Bike boulevards
- Bikeway striping



# Transportation | First Mile Last Mile



## Sidewalks

- Fort Valley Road
- Lake Mary Road
- Forest Meadows - University-Highland Mesa
- Lakin - Steves
- Beaver Street
- Switzer Canyon Drive
- San Francisco Street
- Huntington-Fanning



# Transportation | First Mile Last Mile



## Crossings

- Fort Valley Road at Forest-Anderson-Meade
- Lake Mary Road at Cochise-Walapai
- Soliere Boulevard at five bus stops
- Cedar Avenue at Safeway-Main-Aris
- Highway 89 at Snowflake
- Milton Road at Starbucks



# Transportation | First Mile Last Mile

## Bikeways

- Bike lane striping
- Buffered bike lane conversion
- Intersection treatments
- Enhanced bikeway corridors
  - Beaver Street
  - San Francisco Street
  - Forest-Cedar Avenues
  - Butler Avenue
  - Fourth Street
  - Soliere Avenue








The  
**Budget Team**  
CITY OF FLAGSTAFF



# Bed, Board and Beverage (BBB) Funds


# Beautification Fund & Arts & Science Fund



- Capital Improvement Program – how we built our 5-Year Plan
  - Project selection mainly driven by Beautification and Public Art Commission (BPAC) priorities
  - Consists of projects adopted during the budget process
  - Input from the public
  - Grew our 'Call to Artists' list
  - Beautification includes many infrastructure items with improved aesthetics



# Beautification Fund



## Downtown Connection Center Art Glass and Southside Grove Sculpture - \$570,000

- Artist fabrication/ installation contract
- Up to \$90K for support work by Mountain Line's construction firm
- Commission input
- Public input
- Collaboration





# Beautification Fund

FY 2023-2024 Projects - need to stay in place due to phase or community/BPAC commitment

- **Lone Tree Overpass Beautification/Artistic Components** – up to \$900,000 toward concrete form-liner and railing fabrication
- **Aspen Avenue "Niche"** - \$125,800 for pedestrian and bicycle focused area
- **Switzer Canyon Roundabout** – up to \$250,000 for hardscape and sculpture in roundabout center
- **Downtown Green** – up to \$200,000 to repaint all light poles and utility equipment in downtown
- **Playground Beautification** – for park projects like Ponderosa Park




# Beautification Fund

FY 2024-2025 to FY 2027-2028 Out Year Projects



- **City Lawn** – replace grass with native plantings
- **Roundabouts** - Fourth Street & Lockett, Butler Avenue & 4<sup>th</sup> Street
- **Alley Activation** - beautification components
- **North Edge Milton & Train Platform** - opportunities shaped by Downtown Mile project
- **School walkways** - Fourth Street and Lockett project will create a new retaining wall near school for community mosaic
- **Fourth Street Bridge Phase II** - beautification/art on overpass railings on recently completed bridge over I- 40





# Arts and Science Fund

- Project nearing construction (fabrication/installation):
  - Murdoch Park 3D Artwork- \$45,000
    - Commission input
    - Council input
    - Public input
    - Collaboration





# Arts and Science Fund

## FY 2023-2024 Projects

- **Downtown Connection Center Local Artist Components (Art Crosswalk)** – up to \$15,000
- **Indigenous Representation: Rotating 3D multi-cultural art** at Elizabeth "Liz" C. Archuleta County Park
- **ARTx:** Providing a regional and national platform for local artists, creatives, and thinkers, this festival is an annual, accessible community opportunity to engage with the arts in an immersive and interactive way - \$50,000





# Arts and Science Fund




- FY 2024-2025 to FY 2027-2028 Out Year Projects:
  - Alley activation in the historic core - public art components in the alleys
  - Eastside neighborhoods - 4th Street and Lockett roundabout art, consideration of other streetscape and neighborhood art projects
  - Rio de Flag - public art components related to upcoming project
  - Indoor art - 2D art for the common areas of City facilities that have public use like the Aquaplex
  - Pluto, Lunar Legacy, and other astronomy-related projects





# Recreation



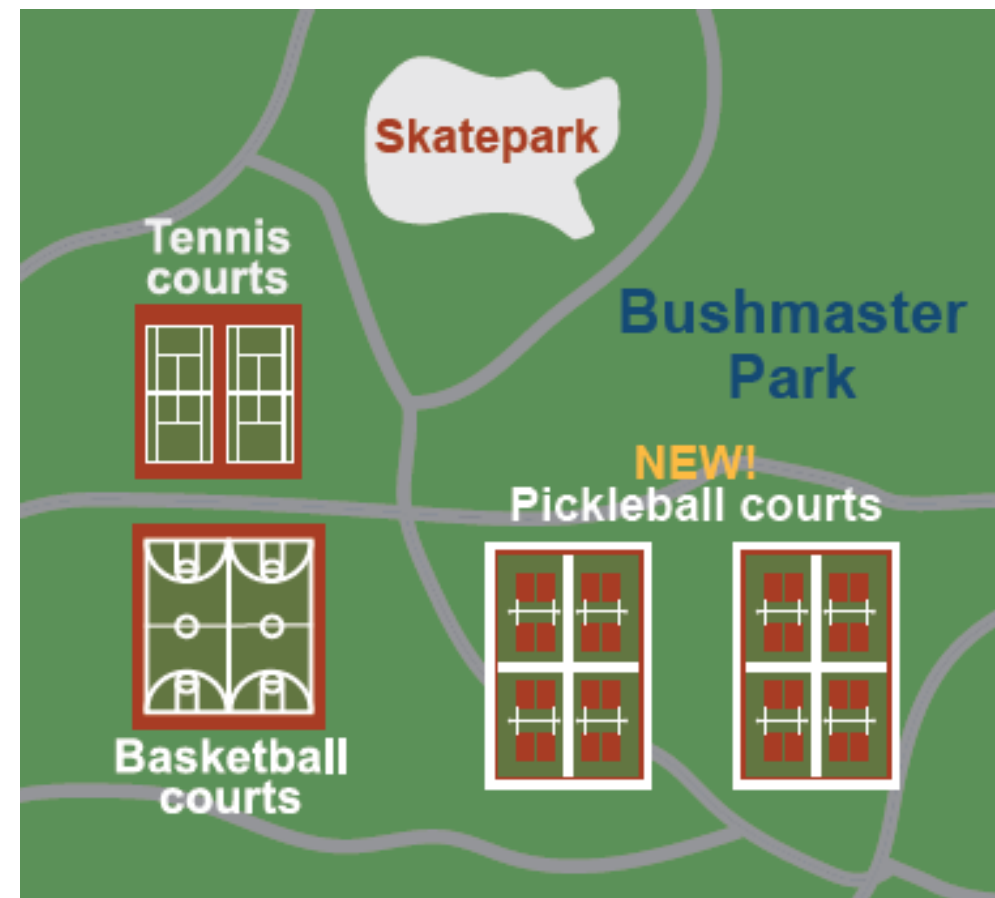
- First time money – a shift to BBB-Recreation funding
- Capital Improvement Program – how we built our 5-Year Plan
  - Project prioritization process with Parks and Recreation Commission
  - Consists of known vacancies in division
  - Coordination with partners: City divisions, DBA, neighborhood associations, user groups, grant opportunities



# Recreation

## FY 2022-2023 - Sports/Pickleball Courts at Bushmaster Park - \$920,642

- Upcoming Council date 5/2/23
- Scope
  - Eight (8) new courts
  - Resurfacing of existing courts/asset
  - Lighting
  - Project start FY 2022-2023
  - Substantial completion early fall FY 2023-2024






# Recreation

## Heritage Square Restroom - \$250,000

- The Portland Loo ®
  - “The proof is in the potty”
  - Prevents crime
  - Easy to clean and maintain
  - Next steps:
    - Due diligence/feasibility
    - Partner input
    - Deliver
    - Closure of existing alley restrooms



# Recreation



## Ponderosa Park Reconstruction- \$350,000

- Grant opportunity
- The damages from the Museum Flooding events
  - Upcoming channel connection
- The APS/Suns Courts remain!
- Reconstruction of rest of park through neighborhood outreach and input
  - New play structure
  - New ramada/gathering space
  - Other features derived directly from neighborhood

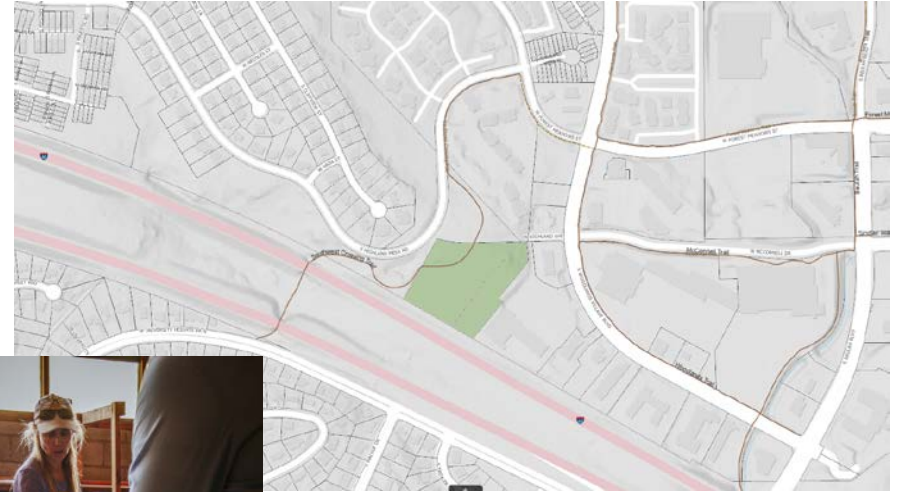
# Recreation

## West Side Park - \$1,510,000

- \$350,000 in FY 2023-2024
- \$1,160,000 in FY 2024-2025

## So what is next?

- Access easement
- Community outreach, design charette
- Conceptual design, construction drawings
- Development





# Recreation

## HVAC in Gym at Hal Jensen Recreation Center - \$100,000

- Grant opportunity potential or possibly Community Development Block Grant (CDBG)
- As climate changes, so does the aspect of play inside this youth center – hotter summers, greater humidity






# Recreation

## Cheshire Park Expansion – Track and Multipurpose Field – \$1M

- 8.19 undeveloped acreage – adding to existing 4.3 acres
- Partner(s)
- Scope items
  - Deceleration lane off Highway 180, edge improvements
  - Parking, estimated at least 75 spaces (shared potential)
  - Restroom facilities
  - FUTS realignment

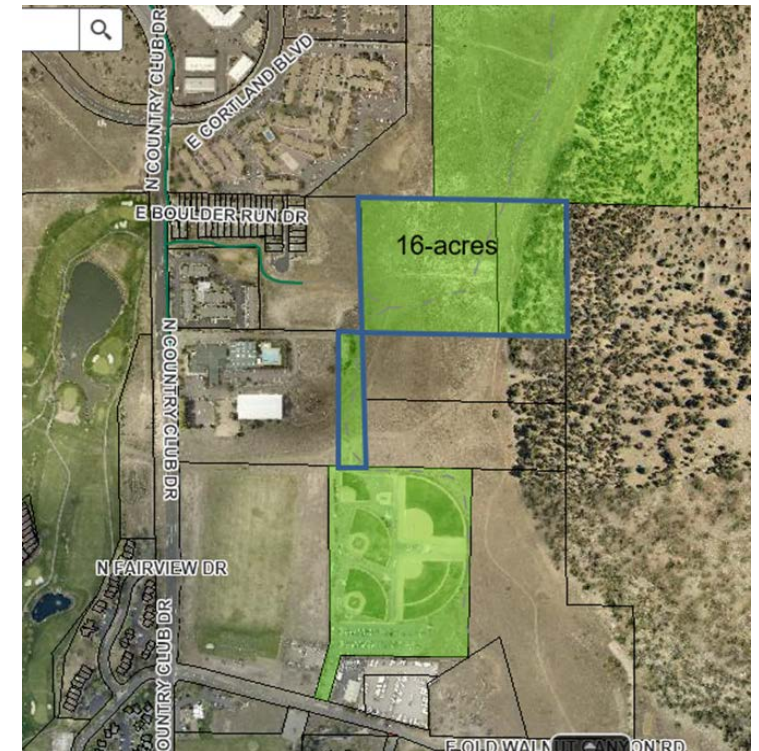


# Recreation



## Continental Ballfields- Girls Softball Fields - \$3M

- 85+/- undeveloped acreage – adding to existing 15-acres
- Partner(s) and grant opportunities
- Scope items
  - Design complex for four fields
  - Use existing parking but create drop off zone/secondary access
  - Restroom facilities
  - Deliver in phases based on funds





The  
**Budget Team**  
CITY OF FLAGSTAFF



# Enterprise Funds




# Airport Fund



## Capital Improvement Program (5-Year Program)

- Airport Master Plan: developed every 10 years (last update in 2018)
- Airport Capital Improvement Plan (ACIP): developed annually with Federal Aviation Administration (FAA) and Arizona Department of Transportation (ADOT)
- Three primary funding arrangements
  - Federal, State, Local (FSL)
  - State, Local (SL)
  - Local (L)
- Airport Commission
- Emergencies

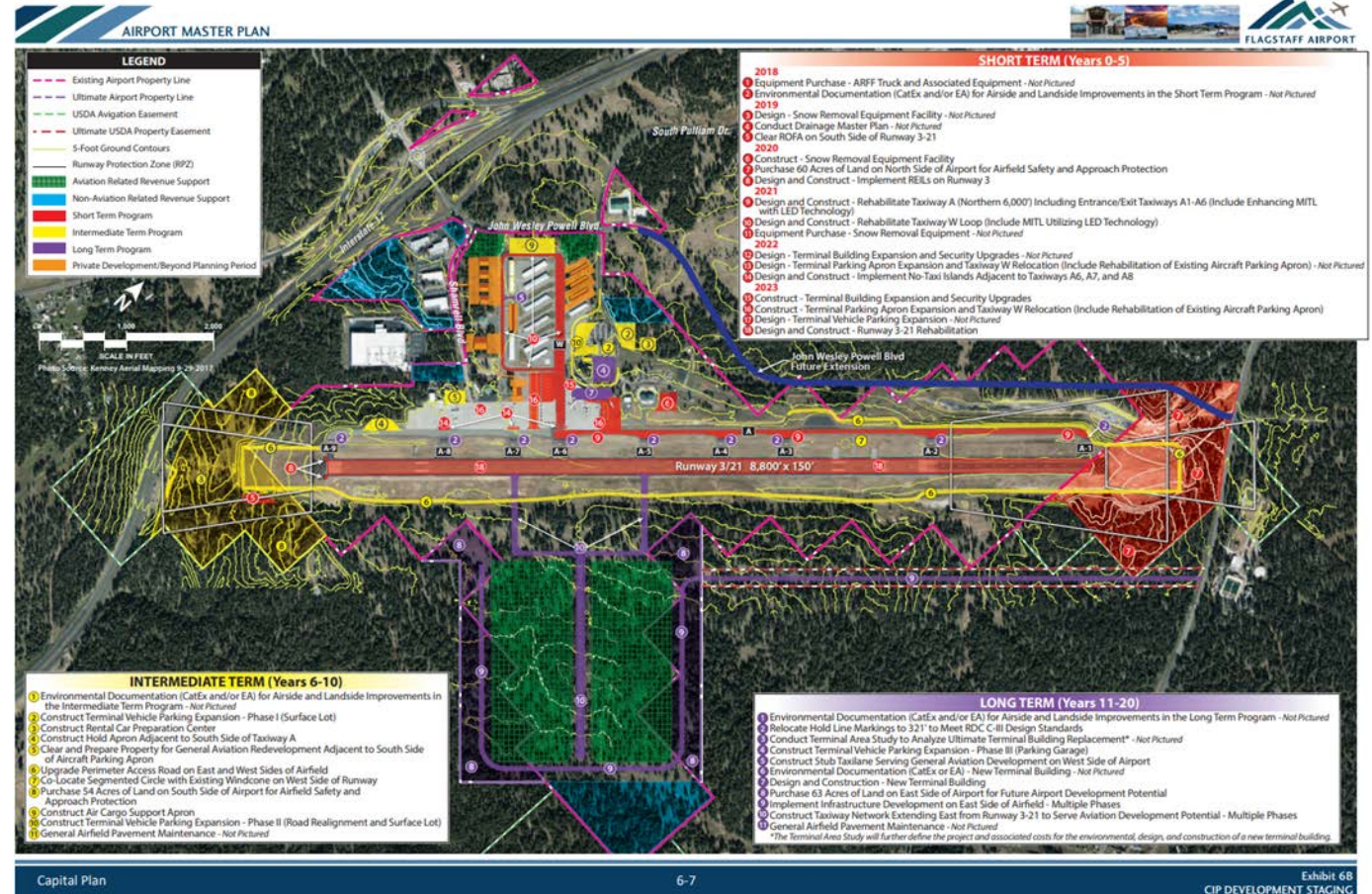




# Airport Fund

## Capital Improvement Program

- FAA entitlement and discretionary
- FAA CARES
- FAA Bipartisan Infrastructure Law (BIL)
- Passenger Facility Charges (PFC)



# Airport Fund




	Budget 2022-2023	Estimate 2022-2023	Budget 2023-2024	2024-2025	2025-2026	2026-2027	2027-2028	Total Plan
<b>Airport</b>								
Airport Drainage Imp - Design	\$ 255,310	203,674	-	-	-	-	-	203,674
Snow Removal Equipment Bldg	25,288,270	617,124	11,000,000	13,780,722	-	-	-	25,397,846
Parking Improvements	-	1,050,000	-	-	-	-	-	1,050,000
Land Acquisition	2,750,000	-	2,750,000	-	-	-	-	2,750,000
Taxiway - Apron W - Design	800,000	800,000	-	-	-	-	-	800,000
Taxiway W-Rehab and Relocate	-	-	-	11,650,000	-	-	-	11,650,000
Land Safety Area 60 Acres	-	-	-	-	-	-	2,000,000	2,000,000
Taxiway A Rehabilitate	-	-	-	1,000,000	-	-	-	1,000,000
Upgrade Perimeter Access Rd Pha	-	-	200,000	2,000,000	-	-	-	2,200,000
Perimeter Service Road Rehab	-	-	-	2,200,000	-	-	-	2,200,000
Taxiway - Rehabilitate	-	-	-	-	500,000	-	-	500,000
Terminal Construct/Expand	-	-	-	-	-	4,400,400	-	4,400,400
FAA Entitlement	-	-	-	-	-	1,100,000	1,100,000	2,200,000
ADOT Future - Runway Rehab	1,263,350	1,415,380	-	-	-	-	-	1,415,380
ADOT Environmental Assess.	750,000	750,000	-	-	-	-	-	750,000
FAA AIP Infrastructure	1,493,448	-	-	-	-	-	-	-
FAA AIP Infrastructure Law 2022	1,481,017	-	430,500	3,874,500	-	-	-	4,305,000
FAA AIP Infrastructure Law 2023	1,400,000	-	145,000	-	-	-	-	145,000
Parking Lot Improvements	500,000	-	-	-	-	-	500,000	500,000
<b>Total Airport</b>	<b>\$ 35,981,395</b>	<b>4,836,178</b>	<b>14,525,500</b>	<b>34,505,222</b>	<b>500,000</b>	<b>5,500,400</b>	<b>3,600,000</b>	<b>63,467,300</b>

Debt  
Pay as you go  
Grant

-	-	-	-	-	-	-	-
2,127,392	2,086,905	815,475	1,795,179	50,000	245,868	638,570	
33,854,003	2,749,273	13,710,025	32,710,043	450,000	5,254,532	2,961,430	




# Airport Fund



## FY 2023-2024 Projects

- Multi-Use Equipment Building – Construct: \$11M (FSL)
- Land Acquisition: \$2.75M (SL)
- Upgrade Perimeter Access Road – Phase 1: \$1.26M (SL)
- FAA Airport Improvement Program (AIP) Infrastructure Law 2022:  
\$430,500 (F)
- FAA AIP Infrastructure Law 2023:  
\$154,000 (F)

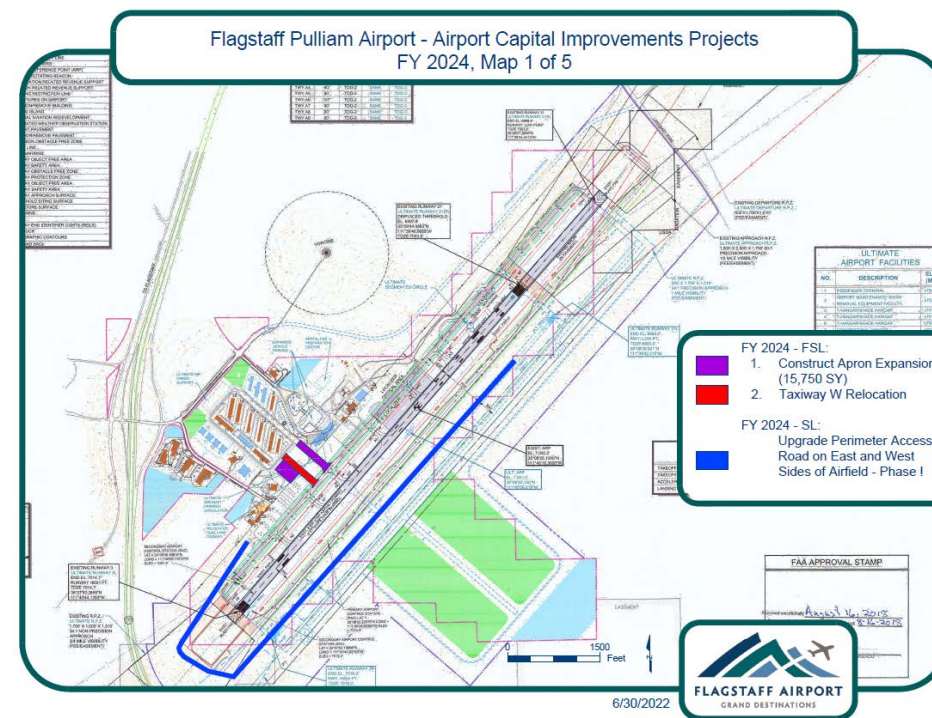




# Airport Fund

## FY 2024-2028 Projects

- Snow Removal Equipment Building – Construct: \$13.8M (FSL)
- Taxiway W-Rehab and Relocate: \$11.7M (FSL)
- Taxiway A Rehab: \$1M (FSL)
- Upgrade Perimeter Access Road – Ph. 1: \$2M (SL)
- Upgrade Perimeter Access Road – Ph. 2: \$2.2M (SL)
- FAA AIP Infrastructure Law 2022: \$3.9M (FSL)
- Taxiway Rehabilitate: \$500k (SL)
- Terminal Construct/Expand: \$4.4M (FSL)
- FAA Entitlement- Unidentified Project: \$1.1M (FSL)
- Land Safety Area 60 Acres: \$2M (SL)
- FAA Entitlement- Unidentified Project: \$1.1M (FSL)
- Parking Lot Improvements: \$500k (L)






# Solid Waste Fund

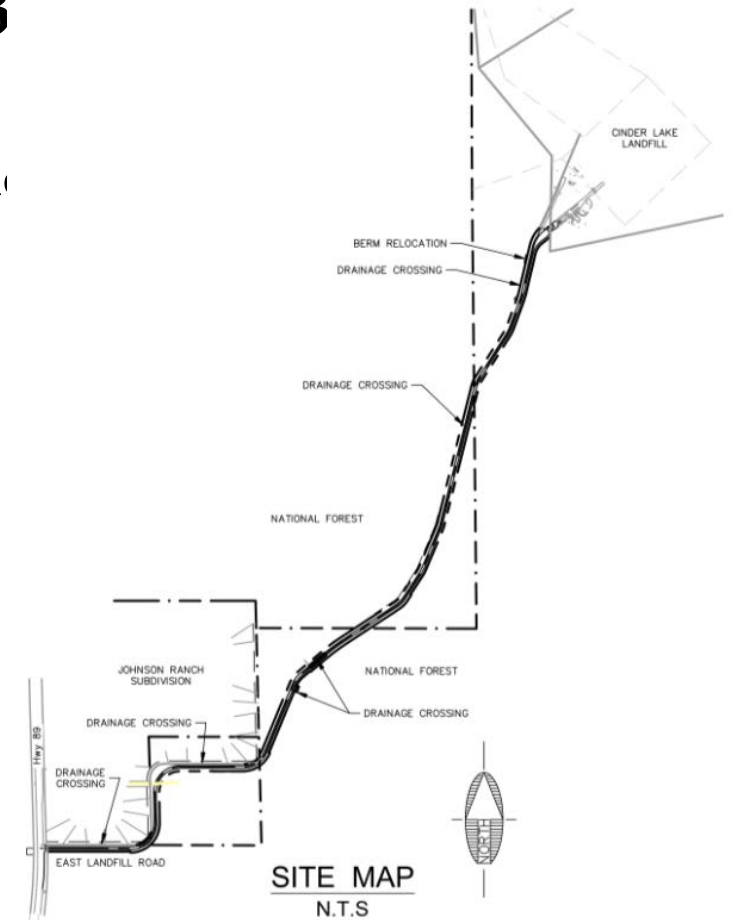
- **5-Year Program built on most immediate needs**
  - New landfill airspace
  - Critical infrastructure
  - Regulatory compliance requirements
  - End of contract for operation of the City's Materials Recovery Facility (MRF)
- **Programmatic impacts**
  - Essential services, growing volumes, and expanded services
  - Inflation (fuel, material, labor, and construction costs)



# Solid Waste Fund



- **Committed, Active Projects (FY 2022-2023)**
  - **Landfill Access Road Reconstruction**
    - Construction Manager at Risk (CMAR) process – bid accepted and in review
    - \$6.0M construction costs (estimated)
      - \$1.68M Coconino County contribution
    - Summer to Fall of 2023 construction
  - **Phase II Cell D Engineering Design**
    - 90% Engineering design complete
    - Existing CMAR with Rummel Construction
    - Begin construction of Phase II excavation (~\$1.3M)
  - **MRF to Transfer Station Transition Study**
    - Final report pending from WIH Resource Group




# Solid Waste Fund

- **Planned Projects (FY 2023-2024)**
  - **Phase II Cell D Excavation and Grading (~\$3.0M)**
    - Existing operational cells have less than five years of remaining life
    - First cell to require robust engineering and construction design requirements
    - Phased construction approach over next 5-8 years (>\$15M total development costs)
    - Full development will provide 20-30 years of new airspace



# Solid Waste Fund



- **Planned Projects (FY 2023-2024)**
  - **MRF to Transfer Station Renovations (~\$750K)**
    - Dismantling and decommissioning of existing end-of-life MRF equipment
    - Renovations to facilitate recycling transfer station operations
  - **Litter Control Perimeter Fence Enhancements (~\$1.1M)**
    - Northern and eastern perimeter of Cinder Lake Landfill
    - Twenty-five (25)-foot-high fences designed to contain windblown litter
    - Required to maintain compliance with expanding operational footprint





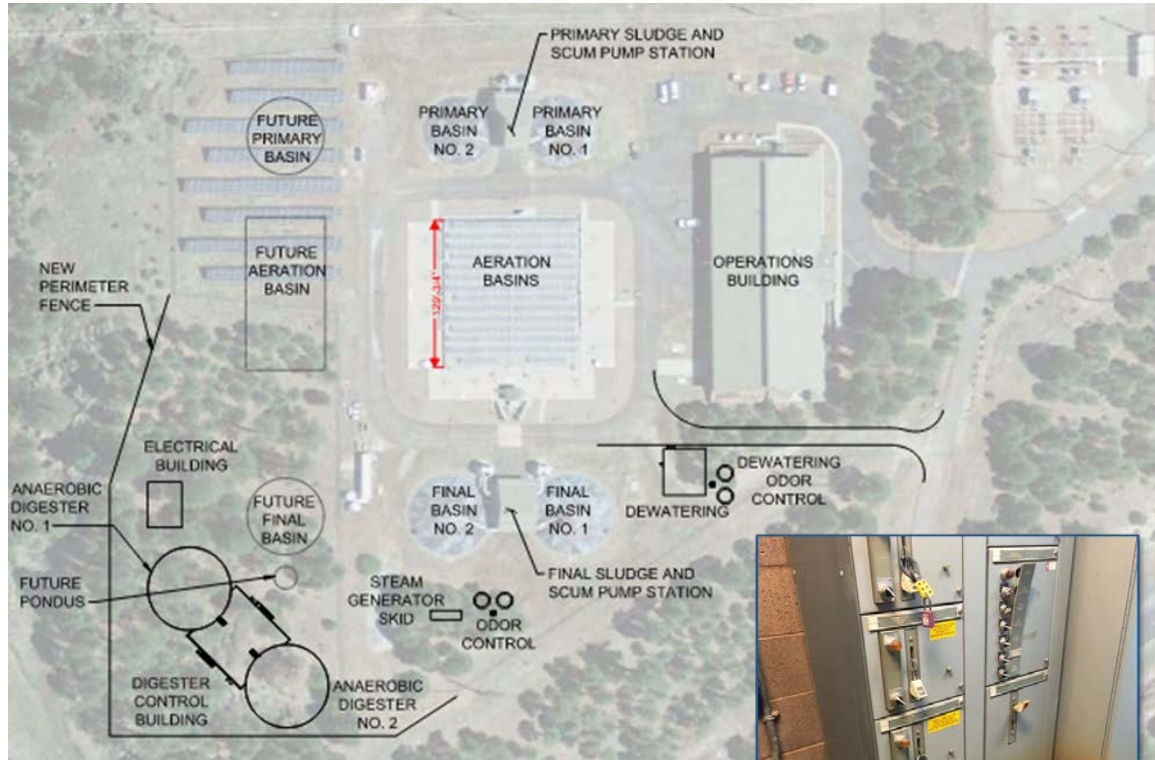

# Drinking Water Fund



- Under Construction
  - Beaulah/University waterline relocation - \$400K
  - Rio De Flag Flood Control Project - \$1.7M
- Beginning Construction in FY 2022-2023
  - Switzer Canyon line phase 4 - \$7.1M
  - Soliere 12" waterline - \$3.4M
- Beginning Construction in FY 2023-2024
  - Lake Mary flocculations - \$7.7M (EI Grant)
  - Inner Basin waterline - \$16.4M




# Wastewater Fund

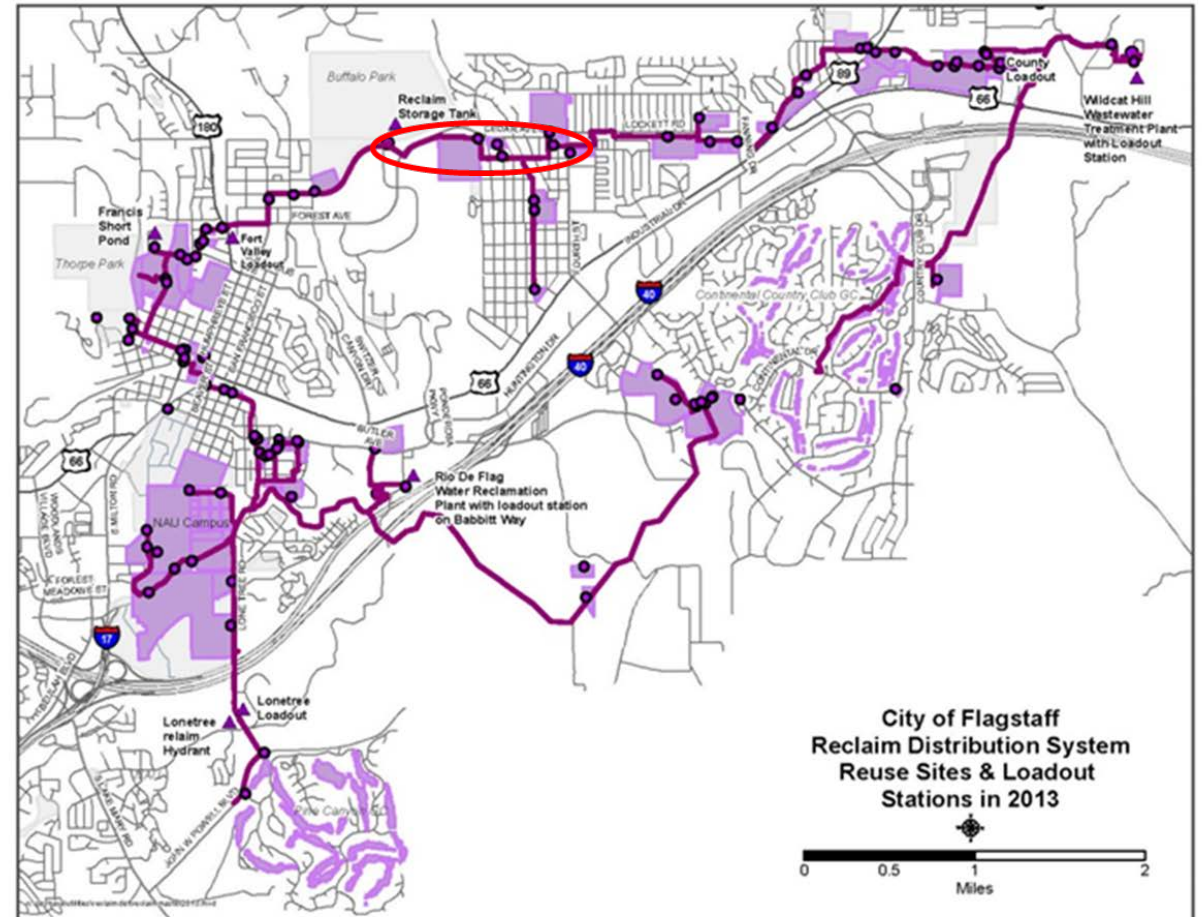


- Under Construction
  - Beulah/University sewer line relocation - \$300K
  - Rio De Flag Flood Control Project - \$3.3M
- Beginning in FY 2022-2023
  - Facility masterplan - \$800K
  - Continued design in FY 2023-2024
  - Rio solids treatment - \$24.7M

# Reclaimed Water Fund



- Beginning construction in FY 2022-2023
  - 8" bottleneck – reclaimed line - \$3.9M
- Beginning construction in FY 2023-2024
  - Reclaim pump valve - \$40,000

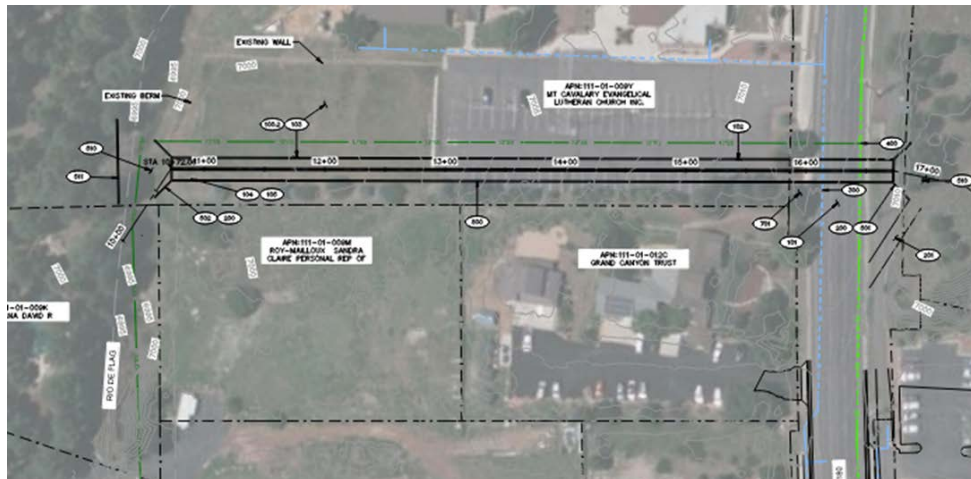




# Stormwater Fund



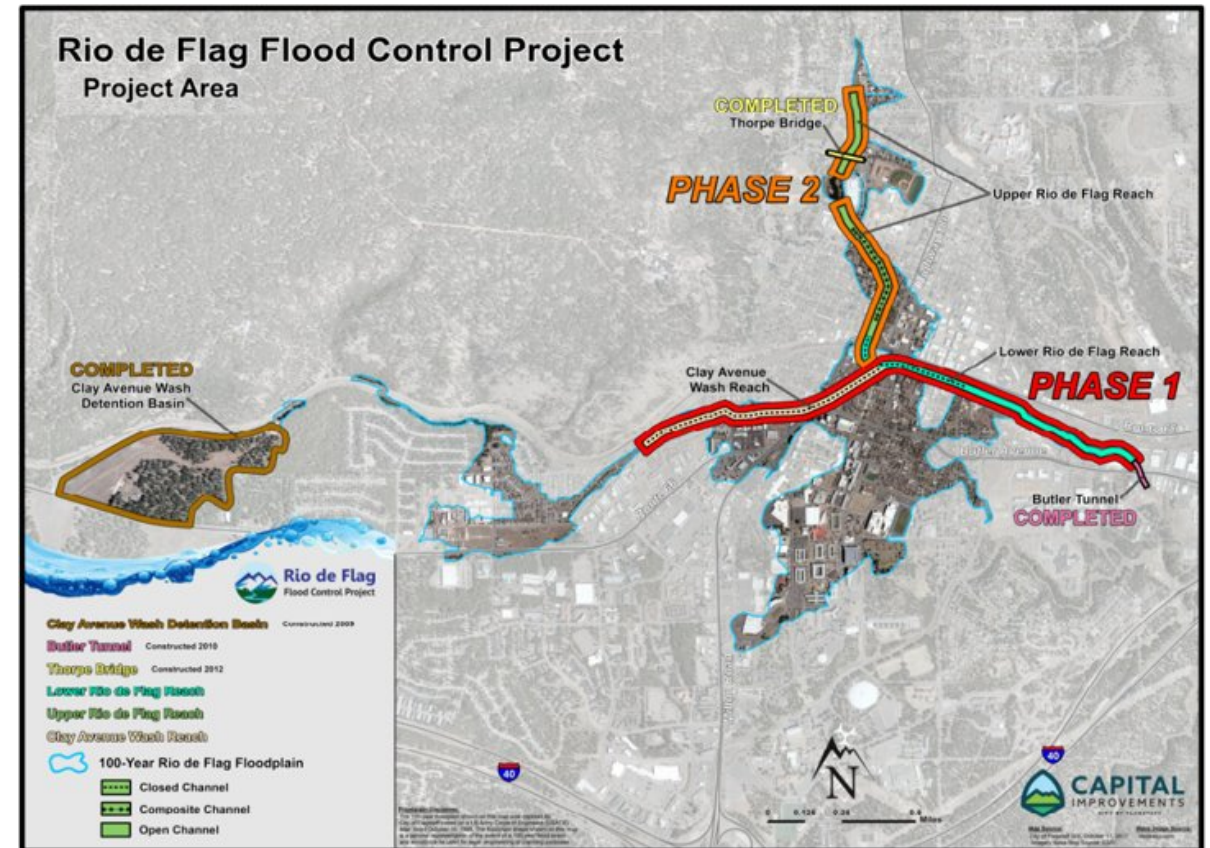
- Highway 180 culvert at Schultz Creek - \$5,093,290
- Schultz Creek channel stabilization - \$630,118
- Lower Spruce Wash channel resiliency - \$133,787
- Spot Improvements - \$156,000





# Stormwater - Rio de Flag

- Project Scope
  - Flood control project – concrete box culvert and open channel
  - Utility relocations and street reconstruction
- Council
  - Project cooperation agreement - 2004
  - Various Council updates and actions
- Budget - \$122M
  - City Share 35% (\$42.7M)
- Schedule
  - Design completion 2023
  - Construction 2024 to 2029





The  
**Budget Team**  
CITY OF FLAGSTAFF



# Upcoming Projects

# Upcoming Projects

- Sunnyside STEAM/Neighborhood Facility
  - Community process
  - Final design
  - Construction documents
- Foundation for Senior Living
  - Parking/affordable housing project
  - Partially funded
- Old Courthouse Property
  - Procurement process to follow





The  
**Budget Team**  
CITY OF FLAGSTAFF



# Public Participation





Wrap  
Up



# The Budget Team

CITY OF FLAGSTAFF

**City of Flagstaff**  
**Capital Improvement Program Summary**  
**Fiscal Year 2023-2024 - Fiscal Year 2027-2028**

	Budget 2022-2023	Estimate 2022-2023	Budget 2023-2024	2024-2025	2025-2026	2026-2027	2027-2028	Total Plan
Beginning Balance	\$ -	-	-	-	-	-	-	-
Resources								
Debt	87,186,289	37,193,855	55,727,340	131,168,840	75,444,813	21,652,838	1,901,758	323,089,444
Grants	61,640,772	23,316,913	42,029,494	72,065,925	21,064,458	13,956,204	10,864,064	183,297,058
Pay-as-you-go	143,909,713	67,852,850	70,057,868	73,034,644	43,885,950	36,409,540	45,700,797	336,941,649
Total Resources	292,736,774	128,363,618	167,814,702	276,269,409	140,395,221	72,018,582	58,466,619	843,328,151
Expenditures								
General Government	67,781,812	22,178,986	30,351,164	80,941,354	24,735,571	16,439,824	11,105,000	185,751,899
Streets/Transportation	93,527,818	43,591,330	69,159,304	121,139,884	92,552,419	21,198,684	22,049,118	369,690,739
Arts and Science (BBB)	663,500	212,500	220,000	413,000	205,000	179,000	255,000	1,484,500
Recreation (BBB)	800,000	920,642	900,000	1,460,000	1,000,000	1,500,000	1,500,000	7,280,642
Beautification (BBB)	5,208,724	2,415,105	1,854,000	4,273,100	1,956,819	2,095,000	725,000	13,319,024
Drinking Water	19,733,025	10,485,185	22,492,539	23,868,788	8,690,000	11,340,000	6,830,000	83,706,512
Wastewater	24,421,851	16,128,503	16,450,000	6,300,000	5,291,000	2,250,000	2,480,000	48,899,503
Reclaimed Water	1,623,433	558,433	1,540,000	1,740,000	940,000	225,000	-	5,003,433
Stormwater	33,891,639	20,442,810	6,222,195	828,061	2,224,412	6,790,674	7,172,501	43,680,653
Solid Waste	9,103,577	6,495,671	4,100,000	800,000	2,300,000	4,500,000	2,750,000	20,945,671
Airport	35,981,395	4,934,453	14,525,500	34,505,222	500,000	5,500,400	3,600,000	63,565,575
Total Expenditures	292,736,774	128,363,618	167,814,702	276,269,409	140,395,221	72,018,582	58,466,619	843,328,151
Ending Balance	\$ -	-	-	-	-	-	-	-

**City of Flagstaff**  
**Capital Improvement Program Summary**  
**Fiscal Year 2023-2024 - Fiscal Year 2027-2028**

	Budget 2022-2023	Estimate 2022-2023	Budget 2023-2024	2024-2025	2025-2026	2026-2027	2027-2028	Total Plan
<b>General Government</b>								
General Fund								
Fiber	\$ 16,170,000	16,170,000	-	-	-	-	-	16,170,000
Buffalo Park Accessibility	52,000	235,453	-	-	-	-	-	235,453
Thorpe Park Restrooms	245,186	287,295	-	-	-	-	-	287,295
Pickleball Courts	1,000,000	-	-	-	-	-	-	-
Cemetery Columbarium	50,000	50,000	-	-	-	-	-	50,000
West Side Park Project	1,510,000	-	-	-	-	-	-	-
Thorpe Park Annex	100,000	100,000	-	-	-	-	-	100,000
Observatory Mesa	32,956	32,956	-	-	-	-	-	32,956
John Wesley Powell Study	84,534	84,534	-	-	-	-	-	84,534
Library								
Front Entry ADA Compliance	300,000	300,000	-	-	-	-	-	300,000
Parking District Fund								
Property Acquisition	1,302,790	-	1,000,000	-	-	-	-	1,000,000
Southside Curbs	40,000	40,000	-	40,000	40,000	-	-	120,000
Sustainability								
Red Gap Ranch Photovoltaic	350,000	-	-	-	-	-	-	-
Capital Projects Funds								
Non GO Bond Projects								
Courthouse Parking Structure	3,861,842	-	25,000	3,759,392	-	-	-	3,784,392
Courthouse	385,715	35,000	-	-	-	-	-	35,000
USGS Buildings	210,500	210,500	1,250,000	49,450,000	5,061,000	50,000	-	56,021,500
Downtown Mile	-	1,584,000	3,447,376	6,955,000	11,605,000	11,405,000	11,105,000	46,101,376
GO Bond Projects								
FUTS/Open Space Land	2,086,289	2,086,289	10,710	-	-	-	-	2,096,999
Ballot Initiative	40,000,000	-	-	-	-	-	-	-
Proposition 441								
Arroyo Seco Inlet	-	47,010	64,980	1,590,400	125,334	-	-	1,827,724
Arroyo Seco-Dortha Channel	-	40,803	990,807	728,000	125,334	-	-	1,884,944
Dortha/Arroyo Seco Grant	-	-	1,000,000	1,000,000	-	-	-	2,000,000
Cedar Crossing	-	63,630	71,000	40,000	125,335	-	-	299,965
Cedar-Linda Vista Channel	-	125,275	2,510,000	2,430,000	125,334	-	-	5,190,609
Linda Vista Crossing	-	158,842	267,165	1,430,000	125,334	-	-	1,981,341



**City of Flagstaff**  
**Capital Improvement Program Summary**  
**Fiscal Year 2023-2024 - Fiscal Year 2027-2028**

	Budget 2022-2023	Estimate 2022-2023	Budget 2023-2024	2024-2025	2025-2026	2026-2027	2027-2028	Total Plan
<b>General Government</b>								
Proposition 441 - Continued								
Grandview	\$ -	271,175	5,665,206	40,000	-	-	-	5,976,381
Killip Inlet	-	-	300,000	1,700,000	-	-	-	2,000,000
Parkway Basins	-	-	50,000	-	-	-	-	50,000
The Wedge	-	133,716	5,893,320	2,062,000	-	-	-	8,089,036
Wildcat Digesters	-	55,176	1,750,000	3,983,894	5,540,000	4,984,824	-	16,313,894
Wildcat Pumps	-	-	2,500,000	2,500,000	-	-	-	5,000,000
Wildcat Co-Generation	-	67,332	3,000,000	1,932,668	-	-	-	5,000,000
Generators	-	-	455,600	800,000	1,022,900	-	-	2,278,500
Turbo Blowers	-	-	100,000	500,000	840,000	-	-	1,440,000
<b>Total General Government</b>	<b>\$ 67,781,812</b>	<b>22,178,986</b>	<b>30,351,164</b>	<b>80,941,354</b>	<b>24,735,571</b>	<b>16,439,824</b>	<b>11,105,000</b>	<b>185,751,899</b>

Debt	42,086,289	3,884,248	24,535,544	65,480,401	12,484,387	5,343,831	300,879
Pay as You Go	9,944,453	3,320,738	3,710,368	8,556,019	4,639,663	4,520,393	4,401,487
Grant	15,751,070	14,974,000	2,105,252	6,904,934	7,611,521	6,575,600	6,402,634

**City of Flagstaff**  
**Capital Improvement Program Summary**  
**Fiscal Year 2023-2024 - Fiscal Year 2027-2028**

	Budget 2022-2023	Estimate 2022-2023	Budget 2023-2024	2024-2025	2025-2026	2026-2027	2027-2028	Total Plan
<b>Streets / Transportation</b>								
Streets - HURF								
Reserve for Improvements	\$ -	-	-	50,000	50,000	50,000	50,000	200,000
Minor Transportation Improvements	147,500	147,500	50,000	50,000	50,000	50,000	50,000	397,500
Sidewalk Replacement Program	400,000	400,000	200,000	200,000	200,000	200,000	200,000	1,400,000
Annual Street Maintenance	4,698,017	4,698,017	2,100,000	2,100,000	2,100,000	2,100,000	2,100,000	15,198,017
Dirt Road Construction	-	-	-	-	2,277,352	-	-	2,277,352
Sunnyside	1,690,000	1,690,000	-	-	-	-	-	1,690,000
Transportation Tax Funded								
Beulah Extension	22,139,900	5,600,000	10,800,000	7,839,900	-	-	-	24,239,900
Switzer/Turquoise Roundabout	76,941	5,000	-	-	-	-	-	5,000
San Fran/Franklin Signal	400,000	-	-	-	-	-	-	-
La Plaza Vieja Traffic Improvements	31,594	31,594	-	-	-	-	-	31,594
Solier Avenue/Fanning	250,000	-	-	-	-	-	-	-
Transportation Master Plan	142,150	-	-	-	-	-	-	-
Southside Curbs	265,008	-	-	-	-	-	-	-
Road Repair and Street Safety								
Pavement Overlay Program	5,055,742	5,055,742	6,000,000	7,775,000	7,775,000	7,775,000	7,775,000	42,155,742
Pullium Drive	-	-	-	1,500,000	-	-	-	1,500,000
Grandview	-	-	-	1,500,000	1,500,000	-	-	3,000,000
Utility Replacements/Overlay	28,269	28,269	-	-	-	-	1,000,000	1,028,269
Coconino Estates	6,459,506	6,459,506	-	-	-	-	-	6,459,506
Lone Tree Railroad Overpass								
Lone Tree Railroad Overpass	9,685,736	7,401,238	29,256,619	37,184,000	30,284,000	84,000	-	104,209,857
Roadway, Pedestrian, Bicycle and Safety Improvements								
New Street Projects								
4th Street Extension - Phase I & II	-	-	500,000	10,000,000	11,266,000	-	-	21,766,000
JWP Extension - Phase I & II	295,500	295,500	500,000	10,000,000	12,690,375	-	-	23,485,875
Street Widening Projects								
Butler -Fourth Improvements	6,638,342	500,000	1,950,000	12,000,000	3,386,342	-	-	17,836,342
Lone Tree-Butler/O'Leary	1,900,000	614,000	-	-	-	3,172,000	7,108,000	10,894,000
Lone Tree-O'Leary/Pine Knoll	-	-	-	-	-	1,906,000	1,000,000	2,906,000
Street Operations								
Signal and Traffic Management	421,685	421,685	87,685	87,685	87,685	87,684	87,684	860,108
San Francisco/Franklin Signal	-	-	-	400,000	-	-	-	400,000
Solier-Fanning Wash Crossing	-	-	-	250,000	-	-	-	250,000

**City of Flagstaff**  
**Capital Improvement Program Summary**  
**Fiscal Year 2023-2024 - Fiscal Year 2027-2028**

	Budget 2022-2023	Estimate 2022-2023	Budget 2023-2024	2024-2025	2025-2026	2026-2027	2027-2028	Total Plan
<b>Streets / Transportation</b>								
Street Operations - Continued								
Transportation Master Plan	\$ -	-	-	250,000	-	-	-	250,000
Southside Curbs	-	-	-	-	265,008	-	-	265,008
Lockett/Fourth Street Roundabout	3,363,608	3,363,608	1,975,000	-	-	-	-	5,338,608
Intersection Improvements	379,800	-	50,000	470,000	50,000	300,000	50,000	920,000
Quiet Zone Modifications	608,880	100,000	100,000	508,880	-	-	-	708,880
Dark Sky Lighting	3,900,000	1,300,000	500,000	1,300,000	1,000,000	1,300,000	-	5,400,000
Neighborhood Plans	250,000	250,000	-	-	-	250,000	-	500,000
West Route 66	-	-	-	1,350,000	-	1,350,000	-	2,700,000
Corridor Studies	125,000	-	-	125,000	-	-	-	125,000
Boulder Pointe Traffic Calming	-	379,800	40,000	-	-	-	-	419,800
Traffic Technology Grant	3,000,000	3,000,000	-	-	-	-	-	3,000,000
Country Club/Oakmont	115,000	115,000	-	500,000	600,000	-	-	1,215,000
Southwest RAISE Grant	-	-	10,000,000	22,425,000	16,498,657	-	-	48,923,657
La Plaza Vieja Traffic Calming	-	-	700,000	-	-	-	-	700,000
Bicycle and Ped Projects								
General Planning	143,000	143,000	146,000	149,000	152,000	155,000	158,000	903,000
FUTS Reserve	50,000	50,000	50,000	50,000	50,000	50,000	760,434	1,010,434
Project Pre-design	550,000	350,000	-	200,000	-	-	-	550,000
FUTS Asphalt Repair	-	-	250,000	250,000	250,000	250,000	250,000	1,250,000
Vision Zero Action Plan	-	-	250,000	-	-	-	-	250,000
Flagstaff Urban Trail System								
Cedar Trail	35,000	35,000	-	-	-	-	-	35,000
Switzer Canyon Trail	1,500,000	100,000	2,300,000	-	-	-	-	2,400,000
Florence/Walnut Trail	2,648,052	-	-	-	-	-	-	-
Foxglenn Trail	10,000	-	10,000	140,000	1,122,000	-	-	1,272,000
Spot Improvements	375,000	100,000	-	275,000	-	-	-	375,000
Single Track/Forest	114,000	-	-	50,000	-	154,000	70,000	274,000
Mountain View Access	139,000	-	-	139,000	-	320,000	-	459,000
Fort Valley Plaza Access	-	-	-	-	-	34,000	-	34,000
Bow and Arrow Trail Tunnel	-	-	450,000	-	-	-	-	450,000
Brannen Access	-	-	-	-	88,000	-	-	88,000
Sawmill Trail	-	-	-	-	115,000	-	-	115,000
High Country Trail	-	-	-	-	-	226,000	-	226,000
Linda Vista Trail	-	-	-	-	-	-	280,000	280,000
Route 66 Trail	-	-	-	-	-	-	268,000	268,000

**City of Flagstaff**  
**Capital Improvement Program Summary**  
**Fiscal Year 2023-2024 - Fiscal Year 2027-2028**

	Budget 2022-2023	Estimate 2022-2023	Budget 2023-2024	2024-2025	2025-2026	2026-2027	2027-2028	Total Plan
<b>Streets / Transportation</b>								
Sidewalks								
Sidewalk Infill Program	\$ 350,000	-	-	350,000	104,000	310,000	-	764,000
Fourth Street Sidewalks	228,000	100,000	-	128,000	-	-	-	228,000
Yale Street Sidewalks	-	-	81,000	-	-	-	-	81,000
Bikeways								
Signage Program	117,419	50,000	-	167,419	80,000	-	-	297,419
Bike Lane Striping Program	-	-	150,000	105,000	-	-	-	255,000
Sinclair Ridge FUTS	80,000	80,000	-	-	-	-	-	80,000
Bikeway Spot Improvements	40,000	40,000	-	-	-	-	-	40,000
Bike Routes	80,000	80,000	-	-	-	-	-	80,000
Country Club Advisory Lanes	-	-	65,000	-	-	-	-	65,000
Bicycle Boulevard	-	-	-	118,000	48,000	117,000	-	283,000
Lynch Cummings Bikeway	-	-	-	-	-	-	85,000	85,000
McConnell Drive	-	-	-	-	-	-	37,000	37,000
Enhance Beacon Crossings								
Butler Avenue at O'Leary	450,000	100,000	45,000	350,000	-	-	-	495,000
Humphreys Street at Fine	-	-	-	-	-	-	495,000	495,000
Woodlands Village FUTS	-	-	-	-	-	495,000	-	495,000
First/Last Mile Grant								
Bicycle Projects	-	1,010	241,000	173,000	-	-	-	415,010
Pedestrian Projects	-	1,009	87,000	405,000	238,000	238,000	-	969,009
Bike Lane Striping	386,000	-	-	-	-	-	-	-
Sidewalk Projects	2,610,094	-	-	-	-	-	-	-
Bikeway Signing	220,000	-	-	-	-	-	-	-
Bikeway Enhancements	427,000	-	-	-	-	-	-	-
Bicycle Parking	42,000	-	-	-	-	-	-	-
General Imp and Partnerships								
Reserve for Improvements	257,746	257,746	100,000	100,000	100,000	100,000	100,000	757,746
HSIP Program	122,106	122,106	-	-	-	-	-	122,106
General/Partnering Opportunities	9,960,223	-	-	-	-	-	-	-
Traffic Engineering	125,000	125,000	125,000	125,000	125,000	125,000	125,000	750,000
<b>Total Streets / Transportation</b>	<b>\$ 93,527,818</b>	<b>43,591,330</b>	<b>69,159,304</b>	<b>121,139,884</b>	<b>92,552,419</b>	<b>21,198,684</b>	<b>22,049,118</b>	<b>369,690,739</b>



**City of Flagstaff**  
**Capital Improvement Program Summary**  
**Fiscal Year 2023-2024 - Fiscal Year 2027-2028**

	Budget 2022-2023	Estimate 2022-2023	Budget 2023-2024	2024-2025	2025-2026	2026-2027	2027-2028	Total Plan
<b>BBB Funds</b>								
<b>Beautification</b>								
City Hall Lawn	\$ 350,000	-	-	350,000	-	-	-	350,000
North Edge - Milton/Route 66	-	-	-	311,300	-	-	-	311,300
Train Station Platform	356,819	-	-	100,000	256,819	-	-	356,819
Urban Forest	100,000	-	-	100,000	-	-	-	100,000
Downtown Green	-	-	200,000	-	-	-	-	200,000
Downtown Tree Wells	200,000	50,000	-	150,000	-	-	-	200,000
Buffalo Park Parking	345,000	-	-	-	-	345,000	-	345,000
Route 66 South Edge/Fanning	223,900	223,900	-	-	-	-	-	223,900
La Plaza Vieja Park	-	-	-	-	200,000	-	-	200,000
Library Entry (Art Base)	739,000	739,000	-	-	-	-	-	739,000
Downtown Paver Redo	320,000	-	-	320,000	-	-	-	320,000
Southside Green Space	100,000	100,000	14,000	-	-	-	-	114,000
Phoenix-San Francisco to Mikes Pike	175,000	-	75,000	100,000	-	-	-	175,000
Phoenix Parking Plaza	470,000	470,000	100,000	-	-	25,000	-	595,000
Milton and Butler Drainage	-	-	-	-	250,000	-	-	250,000
McAllister Route 66 Interpretive	-	-	-	-	-	-	50,000	50,000
Route 66 Interpretive Trail	243,855	243,855	-	50,000	-	-	-	293,855
Aspen Bike/Ped Enhancements	70,800	70,800	55,000	-	-	-	-	125,800
Switzer Canyon Roundabout	-	-	250,000	-	-	-	-	250,000
Lunar Landing Plaza	-	-	-	-	-	375,000	-	375,000
ADOT Sites	273,800	-	-	273,800	-	-	-	273,800
ADOT Beautification	90,000	-	90,000	-	-	-	-	90,000
Eastside Neighborhoods	-	-	-	-	-	250,000	-	250,000
School Walkways	88,000	-	-	88,000	-	-	-	88,000
Pluto Piece	-	-	-	-	-	-	125,000	125,000
Mural Initiative	90,000	-	50,000	40,000	-	-	-	90,000
Playground Beautification	-	-	25,000	75,000	-	-	-	100,000
Beautification - Route 66/Ponderosa	30,000	-	-	30,000	-	-	-	30,000
Beautification - Route 66/Verde	-	-	-	60,000	-	-	-	60,000
Indigenous Representation Base	275,000	-	25,000	250,000	-	-	-	275,000
Rio de Flag	-	-	50,000	500,000	500,000	500,000	-	1,550,000
Airport Parking Lot	55,000	55,000	-	-	-	-	-	55,000
Fourth Street/Lockett Roundabout	150,000	-	-	250,000	-	-	-	250,000
Saturn Gates	-	-	-	-	-	-	50,000	50,000
Expanded Use of Right-of-Way	88,550	88,550	-	-	-	-	-	88,550

**City of Flagstaff**  
**Capital Improvement Program Summary**  
**Fiscal Year 2023-2024 - Fiscal Year 2027-2028**

	Budget 2022-2023	Estimate 2022-2023	Budget 2023-2024	2024-2025	2025-2026	2026-2027	2027-2028	Total Plan
<b>BBB Funds</b>								
<b>Beautification - Continued</b>								
Lone Tree Overpass	\$ 50,000	50,000	900,000	250,000	-	-	-	1,200,000
Fourth Street Bridge (Phase 2)	-	-	-	300,000	-	-	-	300,000
Pedestrian and Bike Safety	-	-	-	25,000	-	-	-	25,000
Butler Roundabout Improvements	-	-	5,000	-	250,000	-	-	255,000
Beautification - Housing	-	-	5,000	50,000	-	-	-	55,000
Lone Tree: Pine Knoll to JWP	-	-	5,000	-	-	100,000	-	105,000
Downtown Mile: Underpasses	-	-	5,000	100,000	-	-	-	105,000
Phone Booth Library	20,000	20,000	-	-	-	-	-	20,000
Future Projects	304,000	304,000	-	500,000	500,000	500,000	500,000	2,304,000
	5,208,724	2,415,105	1,854,000	4,273,100	1,956,819	2,095,000	725,000	13,319,024
<b>Arts and Science</b>								
Flagstaff Art Festival Support	50,000	50,000	50,000	-	-	-	-	100,000
Courthouse Mosaic	2,500	2,500	-	-	-	-	-	2,500
Moon Landing Sculpture/ Art	-	-	-	-	-	24,000	-	24,000
Santa Fe Pluto Sculpture	-	-	-	-	-	-	100,000	100,000
Mural Initiative/ Alley Art	108,000	-	-	183,000	-	-	-	183,000
Library Art Piece	20,000	20,000	-	-	-	-	-	20,000
Neighborhood Plans Art Projects	50,000	-	60,000	-	-	-	-	60,000
Eastside Neighborhoods	35,000	5,000	-	30,000	-	-	-	35,000
Indigenous Representation	125,000	125,000	50,000	50,000	50,000	50,000	50,000	375,000
Indoor Art	10,000	-	-	10,000	-	-	-	10,000
Artwork at Transportation Center	35,000	10,000	5,000	25,000	5,000	5,000	5,000	55,000
Rio de Flag Artwork	-	-	-	65,000	50,000	50,000	-	165,000
FUTS Trail Sculpture	-	-	5,000	-	50,000	-	50,000	105,000
Contingency for Future Projects	228,000	-	50,000	50,000	50,000	50,000	50,000	250,000
	663,500	212,500	220,000	413,000	205,000	179,000	255,000	1,484,500
<b>Recreation BBB</b>								
Heritage Square Restroom	-	-	250,000	-	-	-	-	250,000
Ponderosa Park Reconstruction	-	-	300,000	-	-	-	-	300,000
Hal Jensen HVAC in Gym	-	-	-	100,000	-	-	-	100,000
Cheshire Park Expansion	-	-	-	-	1,000,000	-	-	1,000,000
Continental Park Expansion	-	-	-	-	-	1,500,000	1,500,000	3,000,000
Sports Courts	700,000	920,642	-	-	-	-	-	920,642

**City of Flagstaff**  
**Capital Improvement Program Summary**  
**Fiscal Year 2023-2024 - Fiscal Year 2027-2028**

	Budget 2022-2023	Estimate 2022-2023	Budget 2023-2024	2024-2025	2025-2026	2026-2027	2027-2028	Total Plan
<b>BBB Funds</b>								
<b>Recreation BBB - Continued</b>								
Thorpe Park Annex	\$ 100,000	-	-	200,000	-	-	-	200,000
West Side Park Project	-	-	350,000	1,160,000	-	-	-	1,510,000
	800,000	920,642	900,000	1,460,000	1,000,000	1,500,000	1,500,000	7,280,642
<b>Total BBB Funds</b>	<b>\$ 6,672,224</b>	<b>3,548,247</b>	<b>2,974,000</b>	<b>6,146,100</b>	<b>3,161,819</b>	<b>3,774,000</b>	<b>2,480,000</b>	<b>22,084,166</b>
Debt	-	-	-	-	-	-	-	-
Pay as you go	6,672,224	3,548,247	2,774,000	6,146,100	3,161,819	3,774,000	2,480,000	
Grant	-	-	200,000	-	-	-	-	

**City of Flagstaff**  
**Capital Improvement Program Summary**  
**Fiscal Year 2023-2024 - Fiscal Year 2027-2028**

	Budget 2022-2023	Estimate 2022-2023	Budget 2023-2024	2024-2025	2025-2026	2026-2027	2027-2028	Total Plan
<b>Water Services</b>								
<b>Drinking Water</b>								
Beulah/University Waterline	\$ -	-	404,103	-	-	-	-	404,103
Rio de Flag Flood Control Project	1,000,000	-	1,725,000	-	550,000	-	-	2,275,000
Aging Water Infra. Replacements	200,000	200,000	200,000	200,000	200,000	200,000	900,000	1,900,000
Water Vault/PRV Replacements	275,535	275,535	200,000	200,000	200,000	200,000	200,000	1,275,535
Radio Read Meter Replacements	1,046,760	300,000	800,000	1,300,000	300,000	300,000	300,000	3,300,000
Reserve for Improvements	300,000	300,000	300,000	300,000	300,000	300,000	300,000	1,800,000
Water System Master Plan	150,000	150,000	-	-	-	-	-	150,000
Water Rate Study	187,000	187,000	-	-	-	-	-	187,000
Future Water Rights - Red Gap	45,012	320,941	-	-	-	-	-	320,941
Rt. 66 Waterline Improvement	1,280,177	307,405	-	-	-	-	-	307,405
New Well and Pumphouse	148,619	148,619	-	-	2,400,000	-	2,800,000	5,348,619
Coconino Estates - Bundle #4	2,816,489	2,816,489	-	-	-	-	-	2,816,489
Lake Mary Flocculations	3,626,727	200,000	4,250,000	3,430,000	-	-	-	7,880,000
Soliere Waterline 12" Upsizing	1,306,176	1,306,176	2,100,000	-	-	-	-	3,406,176
Lake Mary Land Acquisition	3,000,000	-	-	3,000,000	-	-	-	3,000,000
McAllister Well Design	148,912	148,912	-	-	-	-	-	148,912
Switzer Canyon Line Phase 4	1,977,912	1,977,912	3,954,648	1,210,000	10,000	10,000	-	7,162,560
Switzer Canyon Line Phase 5	-	-	-	500,000	2,500,000	4,000,000	-	7,000,000
Water Energy Efficiency Upgrades	100,000	-	100,000	100,000	100,000	100,000	100,000	500,000
Summit Waterline Replacement	291,902	55,050	-	-	-	-	-	55,050
Phoenix Ave Bridge Waterline	45,658	5,000	-	-	-	-	-	5,000
Industrial Drive Waterline Replace	556,146	556,146	-	-	-	-	-	556,146
Water Resources Master Plan	150,000	150,000	-	-	-	-	-	150,000
1st Ave Waterline Replacement	250,000	250,000	-	-	-	-	-	250,000
Fort Tuthill Well	800,000	800,000	-	3,320,000	-	-	-	4,120,000
Inner Basin - Waterline	-	-	8,178,788	8,178,788	-	-	-	16,357,576
Inner Basin - Schultz/Reservoir	-	-	-	-	-	200,000	-	200,000
Inner Basin - Spring Box/Collection	-	-	-	-	-	-	200,000	200,000
Zone B Storage	-	-	50,000	-	-	500,000	500,000	1,050,000
Lake Mary Dam Repairs	-	-	150,000	-	-	-	-	150,000
Red Gap Hydrogeologic Study	-	-	-	300,000	-	-	-	300,000
SCADA Well Upgrades	30,000	30,000	30,000	30,000	30,000	30,000	30,000	180,000
Red Gap Ranch ROW Survey	-	-	-	150,000	-	-	-	150,000
Red Gap Ranch Water Study	-	-	-	-	400,000	-	-	400,000
JW Powell Waterline Oversize	-	-	-	1,150,000	1,150,000	-	-	2,300,000



**City of Flagstaff**  
**Capital Improvement Program Summary**  
**Fiscal Year 2023-2024 - Fiscal Year 2027-2028**

[illegible]

**City of Flagstaff**  
**Capital Improvement Program Summary**  
**Fiscal Year 2023-2024 - Fiscal Year 2027-2028**

	Budget 2022-2023	Estimate 2022-2023	Budget 2023-2024	2024-2025	2025-2026	2026-2027	2027-2028	Total Plan
<b>Water Services</b>								
<b>Wastewater - Continued</b>								
Rio Influent Grit Removal	\$ 750,000	-	-	-	-	-	-	-
	24,421,851	16,128,503	16,450,000	6,300,000	5,291,000	2,250,000	2,480,000	48,899,503
<b>Reclaimed Water</b>								
8" Bottleneck - Reclaimed Line	533,433	33,433	1,500,000	1,500,000	900,000	-	-	3,933,433
Rio Reclaim Water PRV Relocate	-	-	-	-	-	200,000	-	200,000
Rate Study - Reclaimed Portion	25,000	25,000	-	-	-	25,000	-	50,000
Reclaim Water Meters/Vaults	175,000	-	-	200,000	-	-	-	200,000
Rio Reclaimed Pump Valve	40,000	-	40,000	40,000	40,000	-	-	120,000
BNSF Reclaimed Relocations	-	500,000	-	-	-	-	-	500,000
Buffalo Park Chlorine Building	100,000	-	-	-	-	-	-	-
Rio IP PRV Station - Relocate	750,000	-	-	-	-	-	-	-
	1,623,433	558,433	1,540,000	1,740,000	940,000	225,000	-	5,003,433
<b>Stormwater</b>								
Rio de Flag	2,085,744	1,932,797	-	-	-	-	-	1,932,797
Downtown Mile	2,000,000	-	-	-	-	-	-	-
Side Drain Lateral Santa Fe Ave	-	-	-	-	570,583	834,763	-	1,405,346
Stormwater Capital Reserve	50,000	50,000	209,000	218,405	218,405	218,405	218,405	1,132,620
Spot Improvements	165,000	165,000	156,000	150,000	150,000	150,000	150,000	921,000
Wildwood Drainage Project	413,443	-	-	413,443	-	-	-	413,443
Reserve for Future Improvements	21,000,000	14,474,607	-	-	-	-	-	14,474,607
Phoenix Ave Bridge Construct	122,425	10,284	-	-	-	-	-	10,284
Steves Boulevard Wash at Soliere	-	-	-	-	570,583	596,259	-	1,166,842
Columbia Circle	-	-	-	-	-	-	894,389	894,389
Spruce Avenue Wash Dortha	2,715,281	1,210,005	-	-	-	-	-	1,210,005
Spruce Wash Resiliency 4th/Butler	14,815	14,815	133,787	46,213	-	-	-	194,815
Killip Retention Basin	3,424,931	163,679	-	-	-	-	-	163,679
Shultz Creek Basins	-	2,295,123	-	-	-	-	-	2,295,123
Schultz Creek at Highway 180	-	126,500	5,093,290	-	-	-	-	5,219,790
Schultz Creek Stabilization	-	-	630,118	-	-	-	-	630,118
Fanning Drive Wash at Rt. 66	-	-	-	-	655,215	798,816	834,763	2,288,794
Fanning Wash at Steves Blvd	-	-	-	-	59,626	934,636	976,695	1,970,957
Switzer Canyon Flood Detention	-	-	-	-	-	-	1,638,038	1,638,038
Fanning Wash Channel Capacity	-	-	-	-	-	1,419,633	1,483,516	2,903,149
Linda Vista Culvert Upsizing	1,300,000	-	-	-	-	-	-	-

**City of Flagstaff**  
**Capital Improvement Program Summary**  
**Fiscal Year 2023-2024 - Fiscal Year 2027-2028**

	Budget 2022-2023	Estimate 2022-2023	Budget 2023-2024	2024-2025	2025-2026	2026-2027	2027-2028	Total Plan
<b>Water Services</b>								
<b>Stormwater - Continued</b>								
Cedar Avenue Culvert Upsizing	\$ 600,000	-	-	-	-	-	-	-
Mobile Haven Drainage Ditch	-	-	-	-	-	1,252,145	-	1,252,145
Smokerise Neighborhood Drain	-	-	-	-	-	-	976,695	976,695
Shadow Mtn/Monte Vista Drainage	-	-	-	-	-	586,017	-	586,017
	33,891,639	20,442,810	6,222,195	828,061	2,224,412	6,790,674	7,172,501	43,680,653
<b>Total Water Services</b>	<b>\$ 79,669,948</b>	<b>47,614,931</b>	<b>46,704,734</b>	<b>32,736,849</b>	<b>17,145,412</b>	<b>20,605,674</b>	<b>16,482,501</b>	<b>181,290,101</b>

Debt	27,900,000	33,309,607	11,191,796	9,188,439	7,960,426	16,309,007	1,600,879
Pay as you go	46,019,948	12,049,308	20,198,721	13,522,462	8,757,049	2,170,595	13,381,622
Grant	5,750,000	2,256,016	15,314,217	10,025,948	427,937	2,126,072	1,500,000

**City of Flagstaff**  
**Capital Improvement Program Summary**  
**Fiscal Year 2023-2024 - Fiscal Year 2027-2028**

	Budget 2022-2023	Estimate 2022-2023	Budget 2023-2024	2024-2025	2025-2026	2026-2027	2027-2028	Total Plan
<b>Solid Waste</b>								
Design/Permits - Cell D Preparation	\$ 114,080	114,080	-	-	-	-	-	114,080
Excavation of Cell	1,069,481	1,069,481	-	-	-	-	-	1,069,481
Construction of Landfill Cells	250,000	250,000	-	-	-	-	-	250,000
Phase II: Cell D Excavation/Prep	-	-	3,000,000	-	-	-	-	3,000,000
Phase III: Cell D Excavation/Prep	-	-	-	-	-	2,500,000	2,500,000	5,000,000
Litter Ctrl Perimeter Fence	-	-	550,000	550,000	-	-	-	1,100,000
Cell B Landfill Cap	-	-	-	-	-	-	-	-
Stormwater Infrastructure	-	-	-	100,000	-	500,000	250,000	850,000
MRF Construction	200,000	200,000	550,000	-	-	-	-	750,000
Water Pumping Infrastructure	50,000	-	-	-	-	-	-	-
South Borrow Pit Design	32,110	32,110	-	-	-	-	-	32,110
Scale House Remodel	11,152	-	-	-	-	-	-	-
NEPA Review	226,754	80,000	-	-	-	-	-	80,000
Landfill Road								
Water	1,800,000	-	-	-	-	-	-	-
On-Site Well	150,000	150,000	-	-	1,800,000	-	-	1,950,000
Water On-Site Infrastructure	-	-	-	-	-	1,000,000	-	1,000,000
Power	600,000	-	-	-	-	-	-	-
Roadway	4,300,000	4,300,000	-	-	-	-	-	4,300,000
Stormwater	300,000	300,000	-	-	-	-	-	300,000
Core Services - Barn	-	-	-	150,000	500,000	500,000	-	1,150,000
<b>Total Solid Waste</b>	<b>\$ 9,103,577</b>	<b>6,495,671</b>	<b>4,100,000</b>	<b>800,000</b>	<b>2,300,000</b>	<b>4,500,000</b>	<b>2,750,000</b>	<b>20,945,671</b>

Debt	-	-	-	-	-	-	-
Pay as you go	9,103,577	6,495,671	4,100,000	800,000	2,300,000	4,500,000	2,750,000
Grants	-	-	-	-	-	-	-



**City of Flagstaff**  
**Capital Improvement Program Summary**  
**Fiscal Year 2023-2024 - Fiscal Year 2027-2028**

	Budget 2022-2023	Estimate 2022-2023	Budget 2023-2024	2024-2025	2025-2026	2026-2027	2027-2028	Total Plan
<b>Airport</b>								
Airport Drainage Imp - Design	\$ 255,310	203,674	-	-	-	-	-	203,674
Snow Removal Equipment Building	25,288,270	715,399	11,000,000	13,780,722	-	-	-	25,496,121
Parking Improvements	-	1,050,000	-	-	-	-	-	1,050,000
Land Acquisition	2,750,000	-	2,750,000	-	-	-	-	2,750,000
Taxiway - Apron W - Design	800,000	800,000	-	-	-	-	-	800,000
Taxiway W - Rehab and Relocate	-	-	-	11,650,000	-	-	-	11,650,000
Land Safety Area 60 Acres	-	-	-	-	-	-	2,000,000	2,000,000
Taxiway A Rehabilitate	-	-	-	1,000,000	-	-	-	1,000,000
Upgrade Perimeter Access Rd Phase I	-	-	200,000	2,000,000	-	-	-	2,200,000
Perimeter Service Road Rehab	-	-	-	2,200,000	-	-	-	2,200,000
Taxiway - Rehabilitate	-	-	-	-	500,000	-	-	500,000
Terminal Construct/Expansion	-	-	-	-	-	4,400,400	-	4,400,400
FAA Entitlement	-	-	-	-	-	1,100,000	1,100,000	2,200,000
ADOT Future - Runway Rehab	1,263,350	1,415,380	-	-	-	-	-	1,415,380
ADOT Environmental Assessment	750,000	750,000	-	-	-	-	-	750,000
FAA AIP Infrastructure	1,493,448	-	-	-	-	-	-	-
FAA AIP Infrastructure Law 2022	1,481,017	-	430,500	3,874,500	-	-	-	4,305,000
FAA AIP Infrastructure Law 2023	1,400,000	-	145,000	-	-	-	-	145,000
Parking Lot Improvements	500,000	-	-	-	-	-	500,000	500,000
<b>Total Airport</b>	<b>\$ 35,981,395</b>	<b>4,934,453</b>	<b>14,525,500</b>	<b>34,505,222</b>	<b>500,000</b>	<b>5,500,400</b>	<b>3,600,000</b>	<b>63,565,575</b>

Debt	-	-	-	-	-	-	-
Pay as you go	2,127,392	2,185,180	815,475	1,795,179	50,000	245,868	638,570
Grant	33,854,003	2,749,273	13,710,025	32,710,043	450,000	5,254,532	2,961,430



# Color of Money – Fund Accounting

Many of the City's revenues are restricted and can only be spent on specific functions or expenditures. Fund accounting is used to ensure proper tracking of those revenues and related expenditures.

City fiscal policies require that each fund must be balanced on an ongoing basis for a minimum of five years. In addition, each fund must maintain a minimum fund balance. Minimum fund balance is required to ensure liquidity and cash flow as well as provide financial stability should the City experience declining operating revenues. Minimum fund balance amounts vary by fund and range from 10% to 25% of operating revenues.

Below is background information on the various City's funds and their restricted revenues.



## Special Revenue Funds

Used to account for revenues derived from specific taxes or other earmarked revenue sources. They are usually required by statute, charter provision, or ordinance to finance a particular function or activity.

- |   |   |
|---|---|
| <ul style="list-style-type: none"><li>• Library – Secondary property tax and general fund transfer</li><li>• HURF (Streets) – Gasoline tax</li><li>• Transportation tax – 1.281% sales tax<ul style="list-style-type: none"><li>» Transportation Improvements (.426%)</li><li>» Road Repair &amp; Street Safety (.33%)</li><li>» Transit (.295%)</li><li>» Route 66 to Butler Overpass (.23%)</li></ul></li></ul> | <ul style="list-style-type: none"><li>• BBB tax – 2.0% tax on bed, board &amp; beverage<ul style="list-style-type: none"><li>» Beautification (.40%)</li><li>» Economic Development (.19%)</li><li>» Arts &amp; Science (.15%)</li><li>» Tourism (.60%)</li><li>» Recreation (.66%)</li></ul></li><li>• ParkFlag</li><li>• Water Resource &amp; Infrastructure Protection</li><li>• Housing &amp; Community Services – Grants</li></ul> |
|---|---|



## Enterprise Funds

Self-supporting thru User Fees adopted by ordinance such as Water/Wastewater/Trash billings, Rent and Airport lease and fees.

- |   |   |
|---|---|
| <ul style="list-style-type: none"><li>• Water</li><li>• Wastewater</li><li>• Reclaim</li><li>• Stormwater</li></ul> | <ul style="list-style-type: none"><li>• Sustainability and Environmental Management</li><li>• Airport</li><li>• Solid Waste</li><li>• Flagstaff Housing Authority</li></ul> |
|---|---|



## Capital Project Funds

Used to account for major capital acquisition separate from ongoing operations

- |   |  |
|---|--|
| <ul style="list-style-type: none"><li>• Restricted Funding Sources -Voter Approved Bonds, Grants, Third Party Restricted Fees</li><li>• General Obligation Bond Projects:<ul style="list-style-type: none"><li>» FUTS/Open Space</li><li>» Watershed Protection</li></ul></li></ul> | <ul style="list-style-type: none"><li>» Courthouse</li><li>» Prop 441 &amp; 442 (Infrastructure &amp; Housing)</li><li>• USGS campus expansion</li></ul> |
|---|--|



## Continued ... **Color of Money** – Fund Accounting



### **Debt Service Funds**

Used to account for the accumulation of resources and payments of the long-term debt

- **Restricted revenues**
  - » **General obligation bond fund – Secondary Property Tax**
  - » **Pension Bond Fund - Transfers from General Fund, Water Resource & Infrastructure Protection Fund & Airport**



### **General Fund**

Accounts for all revenues and expenditures used to finance the traditional services associated with a municipal government that are not accounted for in other funds and most revenues are unrestricted.

- **In other words,...everything else**

#### **General Fund Revenues include:**

- **1% City Sales Tax**
- **Franchise Tax**
- **Primary Property Tax**
- **State Shared Revenue (Sales, Income, Vehicle Tax)**
- **Licenses and Permits**
- **Fines and Forfeitures**
- **User Fees-Charges for Services**
- **CD, Recreation, Police, Fire, Cemetery**